

TOUAREG 2002-2005 – FUSE LAYOUT

Cigar lighter (power outlet) fuses in the Volkswagen Touareg are the fuses #1 (Cigarette lighter), #3 (12 V socket rear right, rear cigarette lighter), #5 (12 V socket 2 front centre console, 12 V socket 3 rear) in the Left Instrument panel fuse box

Fuse box location

Fuse holder on the left side edge of the instrument panel



Fuse holder on the right side edge of the instrument panel

TOUAREG 2002-2005 – FUSE LAYOUT



Pre-fuse box, under the driver seat

Located near the battery under the driver seat



Relay panel E-Box

It is located on left under dash panel near the center console.

Engine compartment fuse box

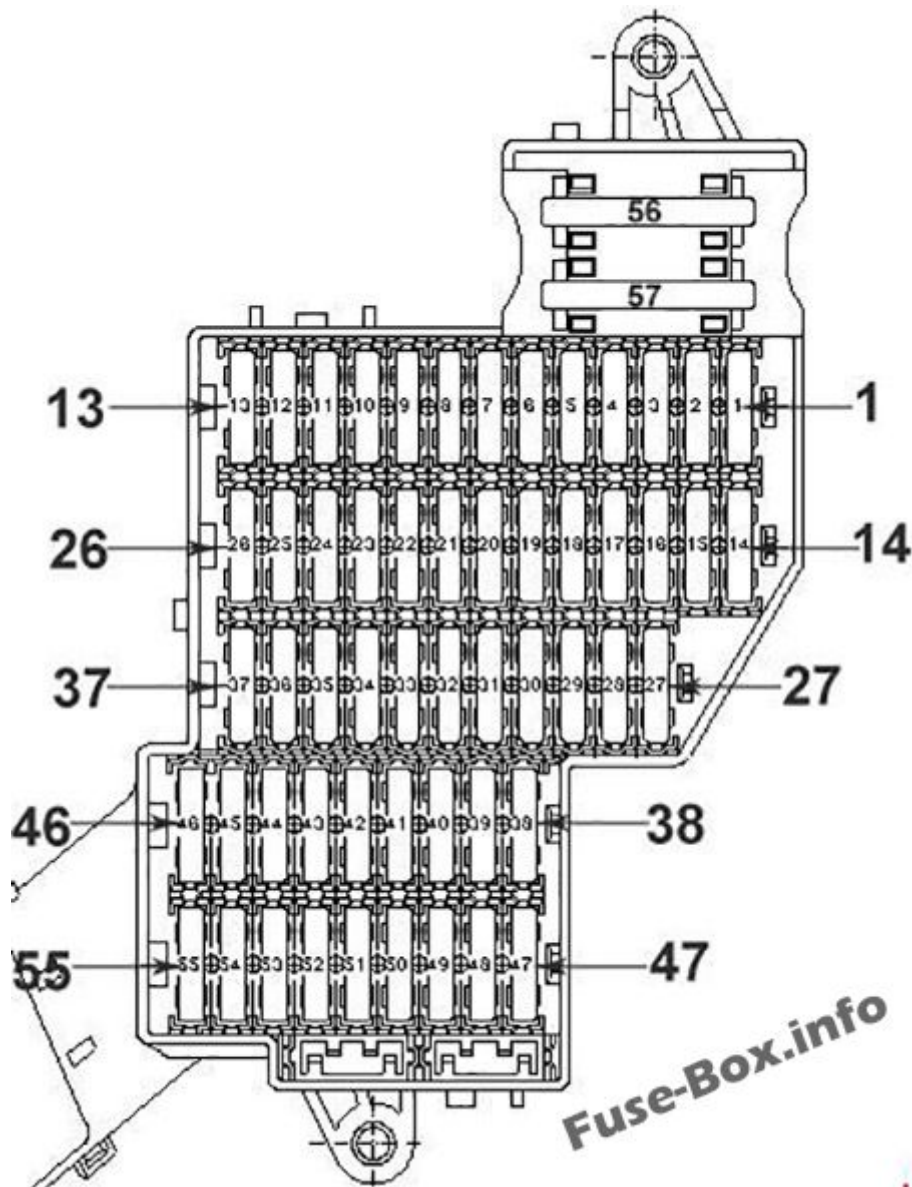
TOUAREG 2002-2005 – FUSE LAYOUT



Fuse box diagrams

Instrument Panel, left

TOUAREG 2002-2005 – FUSE LAYOUT



Advertisements

Assignment of the fuses in the left-side of the dash panel

№	Function/component	A
SB1	Cigarette lighter	20
SB2	Remote control receiver for auxiliary coolant heater, circulation pump, coolant	5
SB3	12 V socket (rear right), rear cigarette lighter	20
		15
SB4	Auxiliary coolant heater/supplementary heater	/
		20
SB5	12 V socket 2 (front centre console), 12 V socket 3 (rear)	20
SB6	Entry and start authorisation control unit	15
SB7	Aerial selection control unit, diagnostic connection	5

TOUAREG 2002-2005 – FUSE LAYOUT

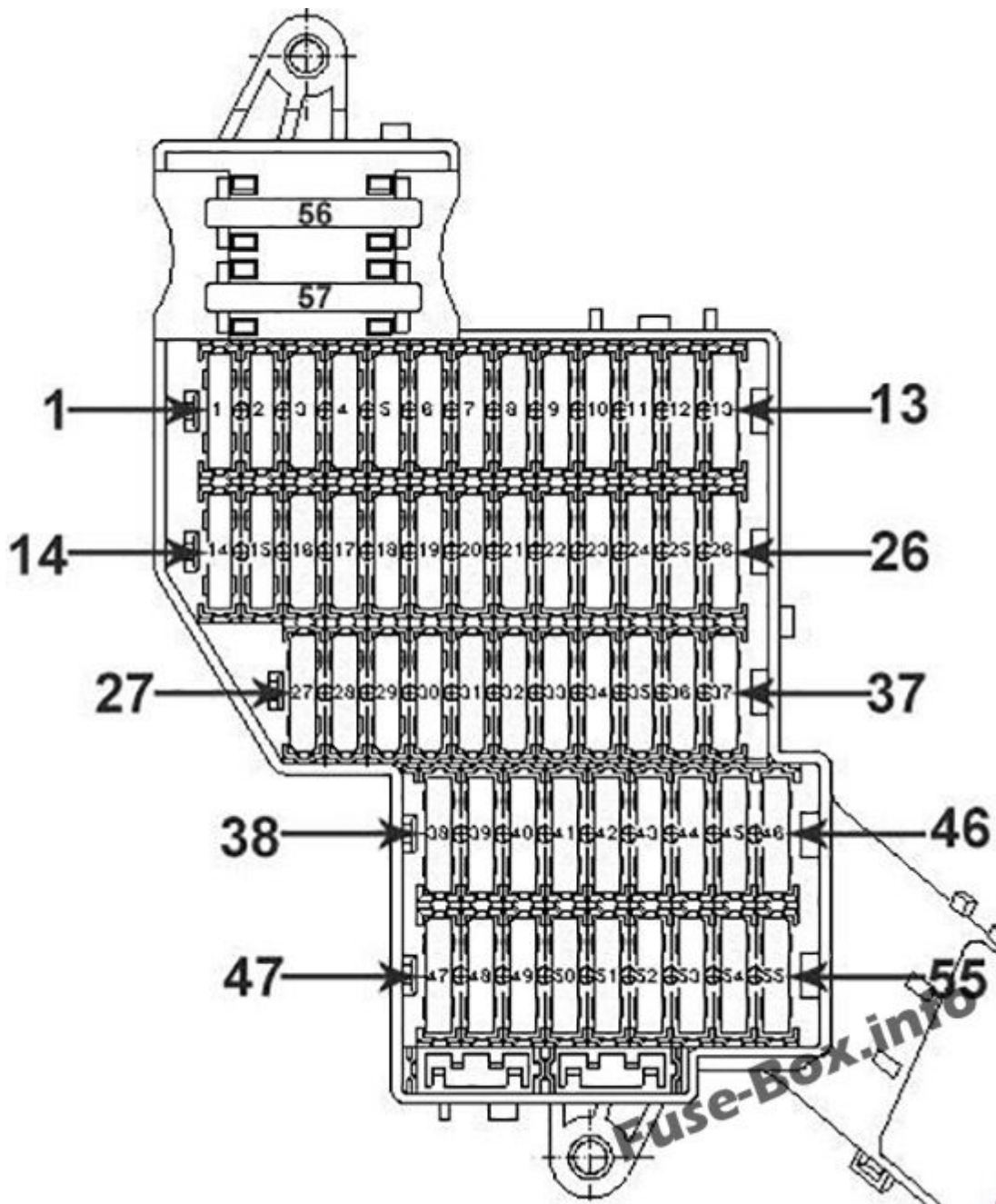
Nº	Function/component	A
SB8	Windscreen wiper motor	30
SB9	Onboard supply control unit/washer pump	15
SB10	Window regulator rear left	25
SB11	Rear left door central locking/control unit, front left	15
SB12	Onboard supply control unit, interior lighting	20
SB13	Not assigned	-
SB14	Window regulator front left	25
SB15	Convenience system central control unit, bulbs for right brake and tail lights	15
SB16	Onboard supply control unit/fanfare	20
SB17	Onboard supply control unit/turn signal, left side light	10
SB18	Headlight washer system pump	20
SB19	Onboard supply control unit/fog light	15
SB20	Not assigned	-
SB21	Onboard supply control unit	15
SB22	Axle differential lock control unit	30
SB23	Axle differential lock control unit, anti-roll bar uncoupling control unit	10
SB24	Tyre pressure monitor control unit	5
SB25	Steering column and belt height adjustment control unit	15
SB26	Airbag system, engine control unit, dash panel insert, battery master/isolator switch, brake pedal switch (4.2L engine) - clutch pedal switch (3.2L engine. 3.0L engine), brake light suppression relay for ESP (4.2L engine), air mass meter 1 and 2 (5.0L engine), air mass meter (2.5L engine, 3.0L engine)	5
SB27	Not assigned	-
SB28	Not assigned	-
SB29	Not assigned	-
SB30	Not assigned	-
SB31	Not assigned	-
SB32	Not assigned	-
SB33	Steering column electronics control unit, steering wheel heater	15
SB34	Anti-theft alarm system, regulators for front and rear seat heaters (to 10.2003), anti-theft alarm ultrasonic sensor, vehicle inclination sender	5
SB35	Onboard supply control unit, left dipped beam, main beam	15
SB36	Onboard supply control unit	10
SB37	Not assigned	-
SB38	Brake light switch	10
SB39	Air conditioning system relay, X-contact relay, terminal 15 voltage supply relay, dash panel insert, seat heater relay (to 10.2003), heated rear window, transport mode relay	5
SB40	Control unit in dash panel insert	5
SB41	Entry and start authorisation control unit	15
SB42	Sliding sunroof adjustment control unit	30

TOUAREG 2002-2005 – FUSE LAYOUT

№	Function/component	A
SB43	Not assigned	-
SB44	Left seat longitudinal adjustment, seat rake adjuster (no memory), left seat longitudinal adjustment / steering column adjustment control unit	30
SB45	Left seat height adjuster, left backrest adjuster, left and right rear seat heater control unit	30
SB46	Not assigned	-
SB47	Axle differential lock control unit	10
SB48	Not assigned	-
SB49	Servotronic control unit, anti-roll bar uncoupling control unit	5
SB50	Crankcase breather heater element, secondary air inlet valve	10
SB51	Air quality sensor, contact switch for parking brake, diagnostic connection, transport mode relay	5
SB52	Rear window wiper motor	30
SB53	Exterior mirror heater, light switch, steering column electronics control unit	5
SB54	Headlight range control	10
SB55	Air conditioning system relay, fresh air blower relay for 2nd speed	15
SB56	Solar cell isolation relay, motor for front Bitron blower regulation	40
SB57	Motor for rear Bitron blower regulation	40

Instrument Panel, right

TOUAREG 2002-2005 – FUSE LAYOUT



Assignment of the fuses in the right-side of the dash panel

№	Function/component	A
SC1	Electric socket for trailer coupling (Hella), trailer detector control unit (Westfalia)	15
SC2	Parking aid control unit	5
SC3	Trailer detector control unit	15
SC4	Telematics, telephone	5
SC5	Trailer detector control unit (Westfalia)	15
SC6	ABS with EDL control unit	30
SC7	Transfer box control unit	5
SC8	Onboard supply control unit/supplementary driving light	20
SC9	Not assigned	-

TOUAREG 2002-2005 – FUSE LAYOUT

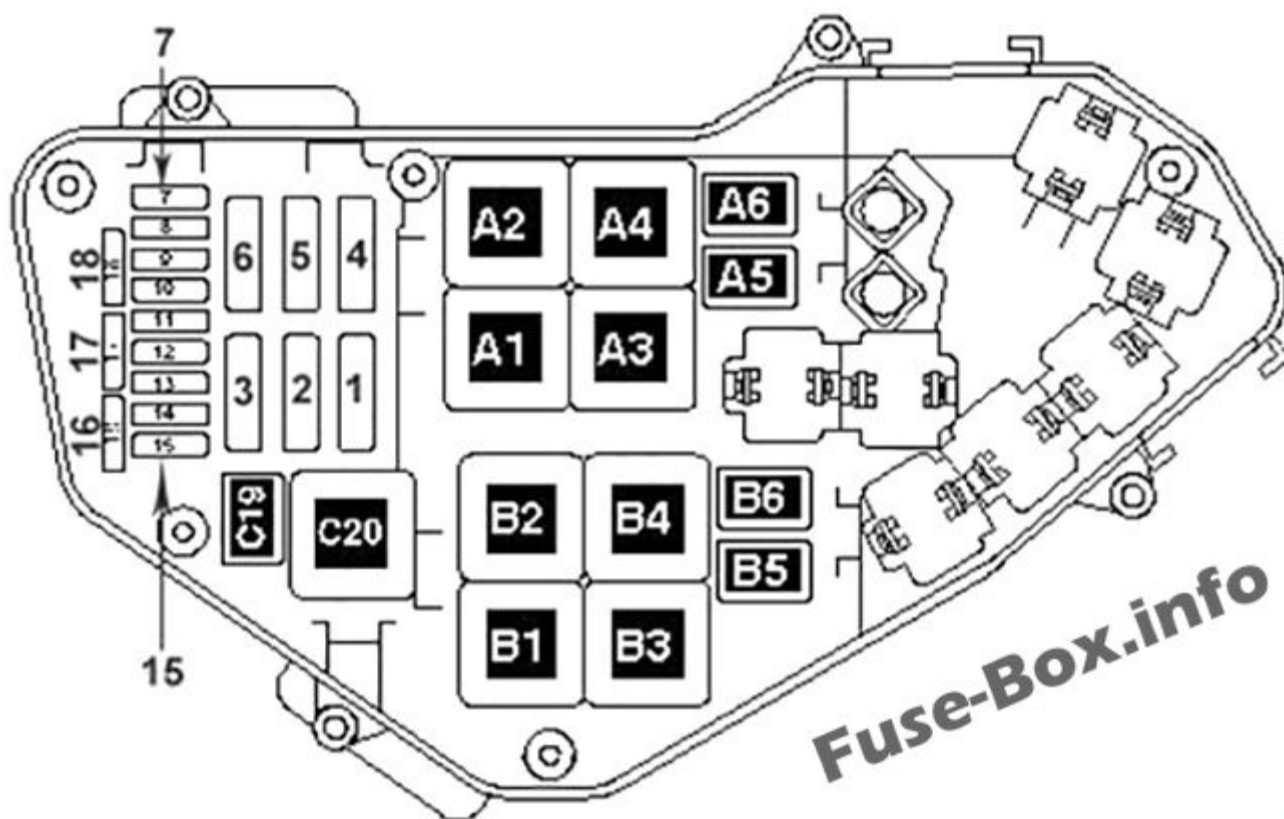
Nº	Function/component	A
SC10	TV tuner	5
SC11	Radio, control unit with display for radio and navigation system	10
SC12	Sound system amplifier	30
SC13	Not assigned	-
SC14	Convenience system central control unit, bulbs for left brake and tail lights	15
SC15	Rear right window regulator	25
SC16	Luggage compartment lights	10
SC17	Onboard supply control unit, right dipped beam / main beam	15
SC18	Heated rear window relay	30
SC19	Not assigned	-
SC20	Not assigned	-
SC21	Spare wheel release	10
SC22	Heated driver seat control unit heated front passenger seat control unit	30
SC23	Climatronic control unit	10
SC24	Front passenger seat adjustment with memory control unit	30
SC25	Rear Climatronic operating and display unit	5
SC26	Not assigned	-
SC27	Adaptive suspension control unit	15
SC28	Not assigned	-
SC29	Automatic gearbox control unit	10
SC30	Power latching system relay	20
SC31	Convenience system central control unit	15
SC32	Front passenger door control unit, Rear right door control unit	10
SC33	Individualisation	15
SC34	Window regulator front right	25
SC35	Onboard supply control unit/turn signal, right side light	10
SC36	Roof module, telephone, compass module (vehicle position recognition control	5
SC37	Not assigned	-
SC38	TCS and ESP button ABS with EDL control unit	10
SC39	Heated windscreen relay for left side, heated windscreen relay for right side.	5
SC40	Transfer box control unit	10
SC41	Trailer detector control unit (Westfalia)	10
SC42	Garage door operation control unit, garage door opener warning lamp	5
SC43	Reversing light switch	5
SC44	Regulators for front and rear seat heaters (from 11.2003)	5
SC45	Not assigned	5
SC46	Not assigned	-
SC47	Not assigned	-
SC48	Adaptive suspension control unit	10

TOUAREG 2002-2005 – FUSE LAYOUT

№	Function/component	A
SC49	Automatic anti-dazzle interior mirror, Telephone	5
SC50	Anti-roll bar uncoupling button	5
SC51	Automatic gearbox control unit	20
SC52	Tiptronic switch, selector lever lock for position P solenoid, multifunction switch	5
SC53	Heated windscreen relay for left side	30
SC54	Heated windscreen relay for right side	30
SC55	Not assigned	-
SC56	ABS with EDL control unit	40
SC57	Transfer box control unit	40

Advertisements

Engine compartment, Petrol



Assignment of the fuses in the Engine compartment, Petrol engine

№	Function/component	A
S1	Fan 1	60
S2	Fan 2	30
S3	Secondary air pump motor	40
S4	3.2L: Not assigned 4.2L: Secondary air pump motor 2	40
S5	Not assigned	-

TOUAREG 2002-2005 – FUSE LAYOUT

№	Function/component	A
S6	Not assigned	-
S7	3.2L: Ignition coils for cylinders 1-3, injectors for cylinders 1-3 4.2L: Ignition coils with final output stages for cylinders 1-8	20
S8	3.2L: Ignition coils for cylinders 4-6, injectors for cylinders 4-6 4.2L: Injectors cylinders 1-8	20
S9	3.2L: Engine control unit, inlet camshaft control valve, exhaust camshaft control valve, variable intake manifold changeover valve 4.2L: Engine control unit, inlet camshaft control valve 1, exhaust camshaft control valve 2, intake manifold changeover valve, intake manifold change-over valve 2	30
S10	3.2L: Tank leak diagnosis, high-pressure sender for air conditioning system, activated charcoal filter valve, radiator fan control unit, radiator fan control unit 2, brake servo relay 4.2L: Tank leak diagnosis, high-pressure sender for air conditioning system, activated charcoal filter system solenoid valve 1, activated charcoal filter system solenoid valve 2, radiator fan control unit, radiator fan control unit 2, regulating valve for air conditioner compressor, Climatronic control unit, oil level/oil temperature sender	10
S11	3.2L: Oil level/ oil temperature sender, regulating valve for air conditioner compressor, Climatronic control unit 4.2L: Secondary air inlet valve	15
S12	3.2L: Secondary air pump relay, run-on pump relay, additional coolant pump relay 4.2L: Secondary air pump relay	5
S13	Fuel pump 2	15
S14	Fuel pump 1	15
S15	3.2L: Motronic current supply relay land 2 4.2L: Engine control unit, Motronic current supply relay, fuel pump relay, electric fuel pump II relay	10
S16	3.2L: Continued circulation of coolant pump, vacuum pump for brakes 4.2L: Brake servo relay, vacuum pump for brakes, continued coolant circulation relay, coolant pump, circulation pump (only models with auxiliary coolant heater)	30
S17	3.2L: Lambda probes before catalytic converter 4.2L: Cylinder bank 1 Lambda probe before catalytic converter, cylinder bank 2 Lambda probe 2 before catalytic converter	15
S18	3.2L: Lambda probes after catalytic converter 4.2L: Lambda probe after catalytic converter for cylinder bank 1, Lambda probe 2 after catalytic converter for cylinder bank 2	7.5

Relays

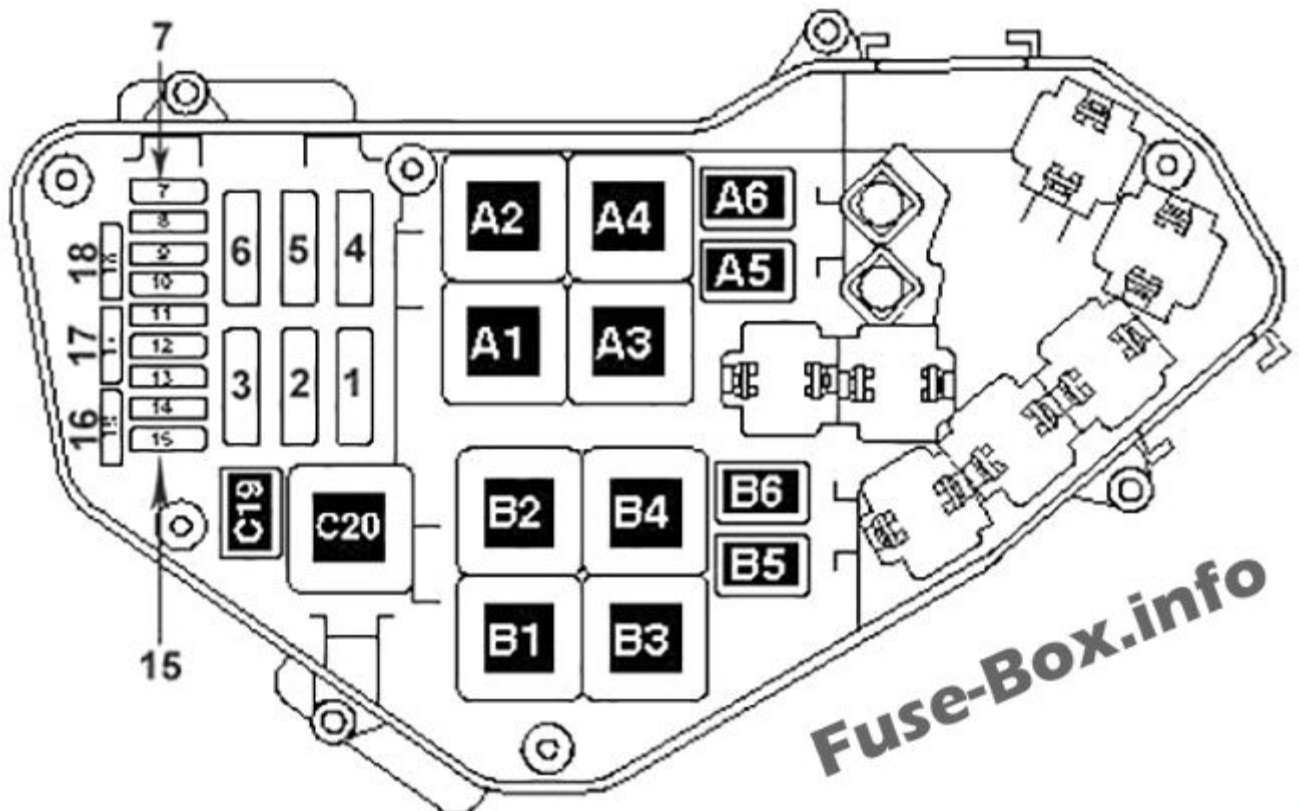
A1	3.2L: Motronic current supply relay 2 - J670 (53) 4.2L: Not assigned
A2	Not assigned
A3	3.2L: Motronic current supply relay - J271 (167) 4.2L: Motronic current supply relay - J271 (614)

TOUAREG 2002-2005 – FUSE LAYOUT

№	Function/component	A
A4	Secondary air pump relay - J299 (100)	
A5	Relay for additional coolant pump - J496 (404)	
A6	3.2L: Fuel pump relay - J17 (404)	
A6	4.2L: Electric fuel pump 2 relay - J49 (404)	
B1	Not assigned	
B2	Not assigned	
B3	Not assigned	
B4	Not assigned	
B5	Not assigned	
B6	Brake servo relay - J569 (404), only models with automatic gearbox	
C19	3.2L: Electric fuel pump 2 relay - J49 (404)	
C19	4.2L: Fuel pump relay - J17 (404)	
C20	Terminal 50 voltage supply relay - J682 (433)	

Advertisements

Engine compartment, Diesel



Assignment of the fuses in the Engine compartment, Diesel engine

No.	Function/component	A
S1	Fan 1	60
S2	Fan 2	30

TOUAREG 2002-2005 – FUSE LAYOUT

No.	Function/component	A
S3	5.0L: Glow plugs 1	60
	2.5L: Glow plug 1-5	/
	3.0L: Glow plug 1-6	80
S4	5.0L: Glow plugs 2	60
	2,5, 3.0L: Not assigned	/
S5	Not assigned	80
S6	5.0L: Start relevant equipment, fuel pump, ignition system (only models with second battery)	-
	2,5, 3.0L: Not assigned	60
S7	5.0L: Fuel cooling, additional coolant pump	10
	2.5L: Not assigned	
	3.0L: Fuel pressure regulating valve, fuel metering valve, coolant pump	
S8	5.0L: Engine control unit 2	30
	2,5, 3.0L: Not assigned	
S9	2,5, 5.0L: Engine control unit 1	30
	3.0L: Diesel direct injection system control unit	
S10	5.0L: Air conditioning system pressure sensor, exhaust gas recirculation valve, fuel pump relay, radiator fan control unit, radiator fan control unit 2	
	2.5L: Exhaust gas recirculation valve, charge pressure control solenoid valve, crankcase breather heater element, high-pressure sender for air conditioning system, regulating valve for air conditioner compressor, fuel pump relay, radiator fan control unit, radiator fan control unit 2, Climatronic/Climatic control unit, continued coolant circulation relay, fuel cooling pump relay, variable intake manifold flap changeover valve, radiator changeover valve, exhaust gas recirculation	
	3.0L: Automatic glow period control unit, exhaust gas recirculation valve, exhaust gas recirculation cooler changeover valve, intake manifold flap motor, intake manifold flap 2 motor, throttle valve control module, turbocharger 1 control unit, air conditioning compressor regulating valve, additional coolant pump relay, air conditioning system control unit, Climatronic control unit, radiator fan control unit, radiator fan control unit 2, high-pressure sender, variable intake manifold changeover valve, fuel pump relay	
	5.0L: Map-controlled engine cooling system thermostat, air conditioner compressor regulating valve, oil level/oil temperature sender, control motors for turbocharger 1 and 2, motor for intake manifold flaps 1 and 2	
S11	2,5, 3.0L: Oil level and oil temperature sender	15
S12	5.0L: Glow plug relays 1 and 2, additional coolant pump, fuel cooling, brake pedal switch for cruise control system	5
	2.5L: Glow plug relay, continued coolant circulation relay, brake pedal switch	
	3.0L: Brake pedal switch	
S13	5.0L: Fuel pump 1	15
S13	2.5L: Fuel system pressurization pump, fuel pump, tank circuit pressurisation relay, fuel cooling pump	25
	3.0L: Tank circuit pressurisation relay, fuel system pressurisation pump, fuel pump, circulation pump	

TOUAREG 2002-2005 – FUSE LAYOUT

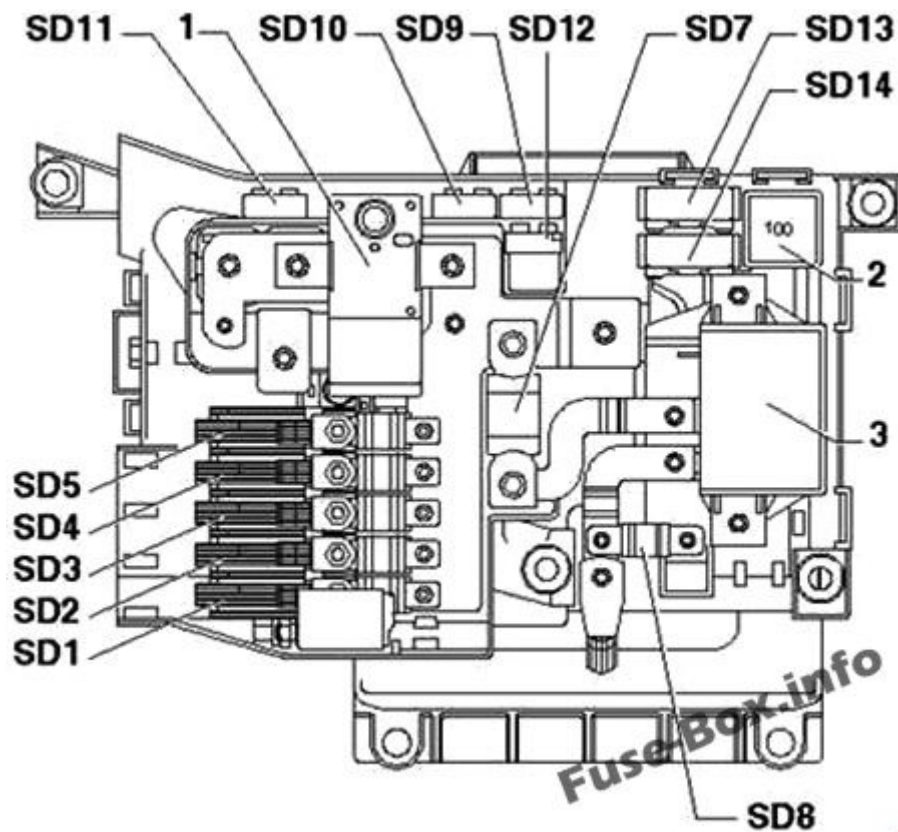
No.	Function/component	A
S14	Not assigned	-
S15	3,0, 5.0L: Terminal 30 voltage supply relay 2.5L: Not assigned	10
S16	5.0L: Battery parallel circuit relay 2,5, 3.0L: Not assigned	10
S17	5.0L: Lambda probe diesel 1 and 2 2.5L: Not assigned 3.0L: Lambda probe	20
S18	Not assigned	-

Relays

A1	5.0L: Terminal 30 voltage supply relay - J317 (207) 2.5L: Fuel pump relay - J17 (53) 3.0L: Not assigned
A2	5.0L: Terminal 30 voltage supply relay 2 - J689 (207) 2.5L: Terminal 30 voltage supply relay - J317 (109) 3.0L: Terminal 30 voltage supply relay - J317 (219)
A3	2,5, 5.0L: Not assigned 3.0L: Automatic glow period control unit - J179 (639)
A4	5.0L: Glow plug relay - J52 (202) 2.5L: Glow plug relay - J52 (103) 3.0L: Not assigned
A5	Relay for additional coolant pump - J496 (404)
A6	2,5, 5.0L: Fuel cooling pump relay - 3445 (404) 3.0L: Not assigned
B1	Not assigned
B2	3,0, 5.0L: Fuel pump relay - J17 (53) 2.5L: Not assigned
B3	5.0L: Glow plugs relay 2 - J495 (202) 2,5, 3.0L: Not assigned
B4	5.0L: Terminal voltage supply relay 1 - J701 (100) 2,5, 3.0L: Not assigned
B5	Not assigned
B6	Not assigned
C19	Tank circuit pressurisation relay - J715 (404) only with auxiliary coolant heater
C20	Terminal 50 voltage supply relay - J682 (433)

Pre-fuse box (under driver seat)

TOUAREG 2002-2005 – FUSE LAYOUT



Pre-fuse box, under driver seat

№	Function/component	A
SD1	Left fuse box	150
SD2	Right fuse box	150
SD3	Right fuse box	60
SD4	E-box, left fuse holder	60
SD5	Terminal 15 relay	60
SD7	Battery parallel circuit	250
SD8	E-box	150
SD9	Onboard supply control unit	5
SD10	Onboard supply control unit	10
SD11	Diagnostic starter cable	5
SD12	Not assigned	-
SD13	Adaptive suspension compressor motor	40
SD14	Not assigned	-

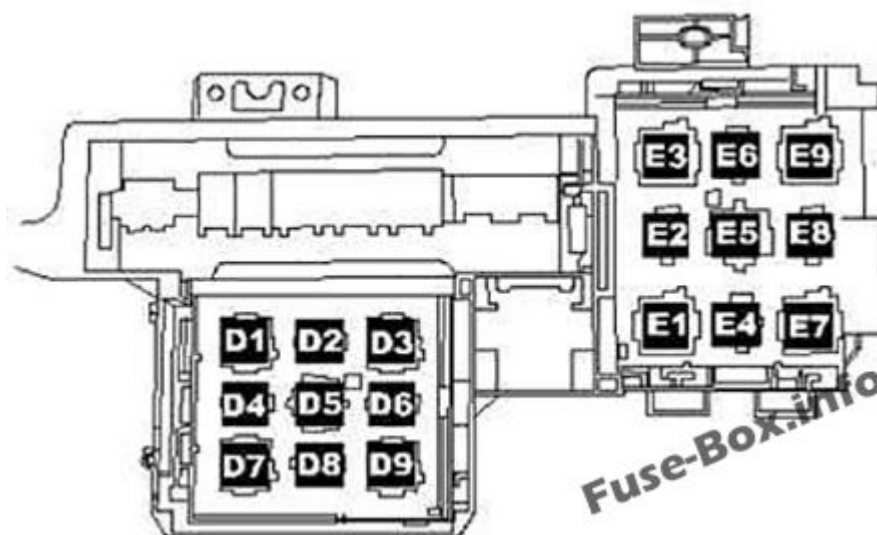
Relays

- 1 Battery master/isolator switch - E74
- 2 Terminal 15 voltage supply relay - J329 (100 or 433, according to equipment)
- 3 Second battery charging circuit relay - J713

Relay panel E-Box

TOUAREG 2002-2005 – FUSE LAYOUT

It is located on the left under dash panel near center console



Relay panel E-Box on left under dash panel near center console

№

Relay

D1 Servotronic control unit - J236 (463)

D2 Power latching system relay - J714 (404)

D3 Adaptive suspension compressor relay - J403 (373)

D4 Not assigned

D5 Air conditioning system relay - J32 (100)

D6 Fresh air blower 2nd speed relay - J486 (404) only models with a manually operated air conditioning system

D7 Heated rear window relay - J9 (53)

D8 Heated seat relay - J83 (404), up to 01.2003

D9 Brake light suppression relay - J508 (444)

E1 Solar cell isolation relay - J309 (79)

E2 Spare wheel release relay - J732 (404)

E3 Air conditioning system relay - J32 (53)

E4 Circulation pump relay - J160 (404)

E5 Start relevant consumers relay (432), only 5.0L diesel engine

E6 Not assigned

E7 Headlight washer system relay - J39 (53)

E8 Residual heat relay - J708 (404), only models with 3.2L or 4.2L petrol engines

E9 Not assigned