

Touareg

Fitting Locations

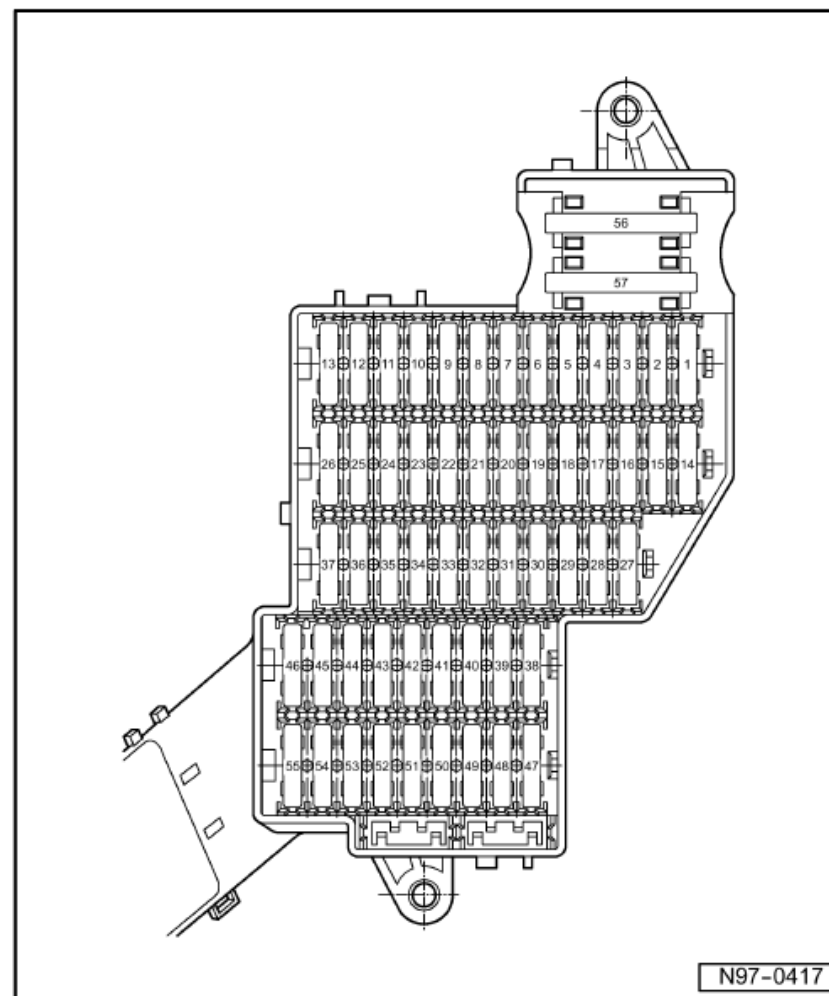
No. 202 / 1**Edition 09.2004**

Position of relays and fuses

Position of fuses in fuse box, left dash panel

Fuse colours

- 60 A - blue
- 50 A - red
- 40 A - orange
- 30 A - green
- 25 A - white
- 20 A - yellow
- 15 A - blue
- 10 A - red
- 7,5 A - brown
- 5 A - beige
- 3 A - purple



Touareg**Fitting Locations****No. 202 / 2****Fuses:**

SB1 - Cigarette lighter	20 A	SB15 - Convenience system central control unit, right tail light	15 A
SB2 - Remote control receiver for auxiliary coolant heater, circulation pump, water pump	5 A	SB16 - Onboard supply control unit/ fanfare	20 A
SB3 - 12 V socket (rear right), rear cigarette lighter	20 A	SB17 - Onboard supply control unit/ turn signal, left side light	10 A
SB4 - Auxiliary coolant heater/ auxiliary heater	15 A *20 A	SB18 - Headlight washer system pump	20 A
SB5 - 12 V socket 2 (front centre console), 12 V socket 2 (rear)	20 A	SB19 - Onboard supply control unit/ fog light	15 A
SB6 - Entry and start authorisation control unit	15 A	SB20 - Vacant	
SB7 - Aerial selection control unit, diagnosis connection	5 A	SB21 - Onboard supply control unit	15 A
SB8 - Windscreen wiper motor	30 A	SB22 - Axle differential lock control unit	30 A
SB9 - Onboard supply control unit/ washer pump	15 A	SB23 - Axle differential lock control unit, anti-roll bar uncoupling control unit	10 A
SB10 - Window regulator rear left	25 A	SB24 - Tyre pressure monitor control unit	5 A
SB11 - Rear left door central locking/ control unit, front left	15 A	SB25 - Steering column and belt height adjustment control unit	15 A
SB12 - Onboard supply control unit, interior lighting	20 A		5 A
SB13 - Vacant			
SB14 - Window regulator front left	25 A		

* - from July 2004

Touareg**Fitting Locations****No. 202 / 3**

SB26 - Airbag systems, engine control unit, dash panel insert, battery master/isolator switch, brake pedal switch (4.2 l-engine) clutch pedal switch (3.2 l-engine, 3.0 l-engine), brake light suppression relay ESP (4.2 l-engine), air mass meter 1 and 2 (5.0 l-engine), air mass meter (2.5 l-engine, 3.0 l-engine)	5 A	SB35 - Onboard supply control unit, dipped headlight/ main beam	15 A
SB27 - Vacant		SB36 - Onboard supply control unit	10 A
SB28 - Vacant		SB37 - Vacant	
SB29 - Vacant		SB38 - Brake light switch	10 A
SB30 - Vacant		SB39 - Air conditioning system relay, X-contact relay, terminal 15 voltage supply relay, dash panel insert, seat heater relay (up to 01.2003), heated rear window relay, transport mode relay*	5 A
SB31 - Vacant		SB40 - Control unit in dash panel insert	5 A
SB32 - Vacant		SB41 - Entry and start authorisation control unit	15 A
SB33 - Steering column electronics control unit, steering wheel heater	15 A	SB42 - Sliding sunroof adjustment control unit	30 A
SB34 - Anti-theft alarm, heated seat regulator (front and rear), anti-theft alarm ultrasonic sensor, vehicle inclination sender	5 A	SB43 - Vacant	
		SB44 - Left seat longitudinal adjustment control unit, left seat backrest adjustment (no memory), left seat/steering column adjustment control unit with memory	30 A

* - discontinued after delivery inspection

Touareg**Fitting Locations****No. 202 / 4**

SB45	- Left seat longitudinal adjustment control unit, left seat backrest adjustment, heated rear left and right seat control unit	30 A	
SB46	- Vacant		
SB47	- Axle differential lock control unit	10 A	
SB48	- Vacant		
SB49	- Servotronic control unit, anti-roll bar uncoupling control unit	5 A	
SB50	- Heater element for crankcase breather, secondary air inlet valve	10 A	
SB51	- Air quality sensor, parking brake contact switch, diagnosis connection, transport mode relay*	5 A	
SB52	- Rear window wiper motor	30 A	
SB53	- Exterior mirror heater, light switch, steering column electronics control unit	5 A	
SB54	- Headlight range control	10 A	
SB55	- Air conditioning system relay, fresh air blower relay, 2nd speed	15 A	
SB56	- Solar cell isolation relay, front blower Bitron regulation motor	40 A	
SB57	- Rear blower Bitron regulation motor	40 A	

* - discontinued after delivery inspection

Touareg

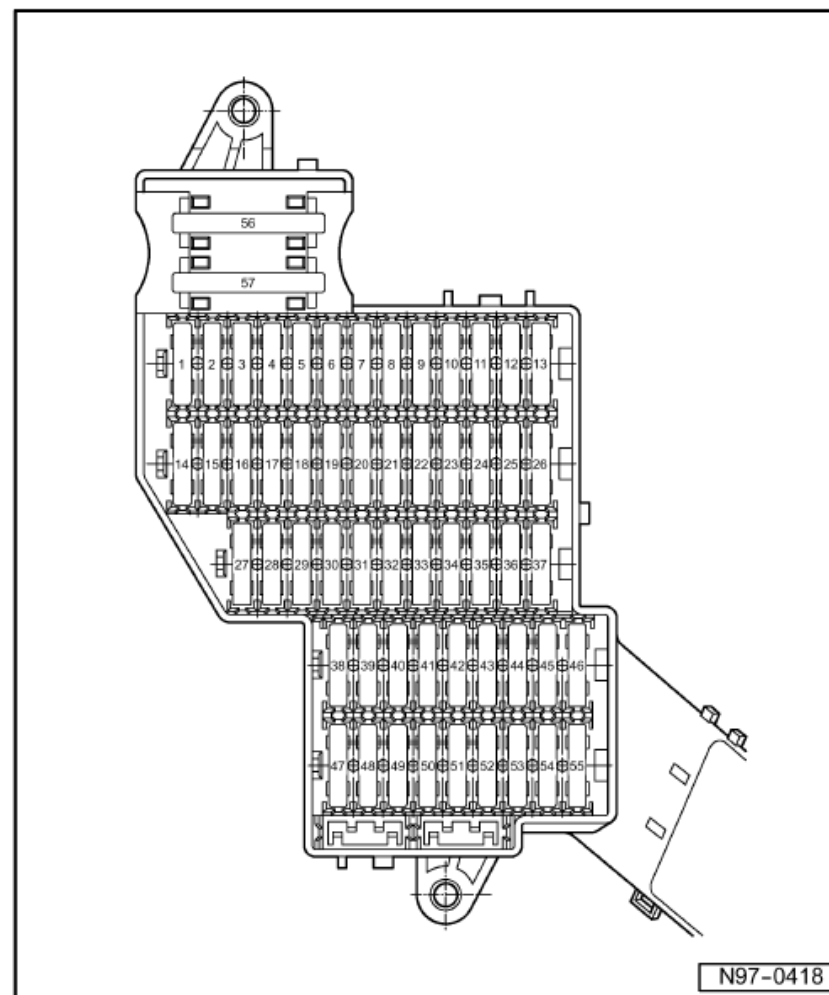
Fitting Locations

No. 202 / 5

Position of fuses in fuse box, right dash panel

Fuse colours

- 60 A - blue
- 50 A - red
- 40 A - orange
- 30 A - green
- 25 A - white
- 20 A - yellow
- 15 A - blue
- 10 A - red
- 7,5 A - brown
- 5 A - beige
- 3 A - purple



Fitting Locations

Touareg

No. 202 / 6

Fuses:

SC1 - Trailer socket (Hella), trailer detector control unit (Westfalia)	15 A	SC15 - Rear right window regulator	25 A
SC2 - Parking aid control unit	5 A	SC16 - Luggage compartment lights	10 A
SC3 - Trailer detector control unit	15 A	SC17 - Onboard supply control unit/ dipped beam, main beam	15 A
SC4 - Telematics, telephone	5 A	SC18 - Heated rear window relay	30 A
SC5 - Trailer detector control unit (Westfalia)	15 A	SC19 - Vacant	
SC6 - ABS control unit with EDL	30 A	SC20 - Vacant	
SC7 - Transfer box control unit	5 A	SC21 - Spare wheel release	10 A
SC8 - Onboard supply control unit/ supplementary driving light	20 A	SC22 - Heated driver seat control unit heated front passenger seat control unit	30 A
SC9 - Vacant		SC23 - Climatronic control unit	10 A
SC10 - TV tuner	5 A	SC24 - Front passenger seat adjustment with memory control unit	30 A
SC11 - Radio, control unit with display for radio and navigation system	10 A	SC25 - Operating and display unit for rear Climatronic	5 A
SC12 - Sound system amplifier	30 A	SC26 - Vacant	
SC13 - Vacant		SC27 - Adaptive suspension control unit	15 A
SC14 - Convenience system central control unit, left tail light	15 A	SC28 - Vacant	
		SC29 - Automatic gearbox control unit	10 A

Touareg**Fitting Locations****No. 202 / 7**

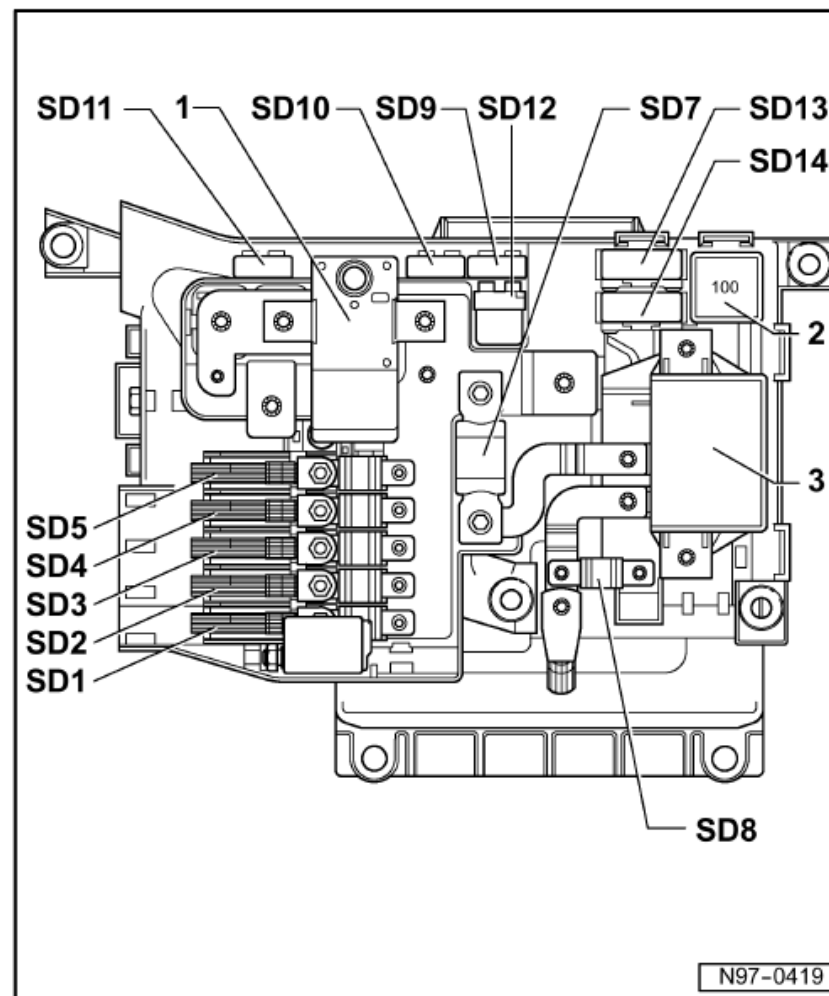
SC30 - Power latching system relay	20 A	SC47 - Vacant	
SC31 - Convenience system central control unit	15 A	SC48 - Adaptive suspension control unit	10 A
SC32 - Front passenger door control unit, Rear right door control unit	10 A	SC49 - Automatic anti-dazzle interior mirror, Telefon	5 A
SC33 - Individualisation	15 A	SC50 - Anti-roll bar uncoupling button	5 A
SC34 - Window regulator front right	25 A	SC51 - Automatic gearbox control unit	20 A
SC35 - Onboard supply control unit/ turn signal, right side light	10 A	SC52 - Tiptronic switch, selector lever position P solenoid, multifunction switch	5 A
SC36 - Roof module, telephone, compass module, (vehicle position recognition control unit)	5 A	SC53 - Heated windscreen relay for left side	30 A
SC37 - Vacant		SC54 - Heated windscreen relay for right side	30 A
SC38 - TCS and ESP button ABS with EDL control unit	10 A	SC55 - Vacant	
SC39 - Heated windscreen relay for left side, heated windscreen relay for right side, cornering light and headlight range control unit,	5 A	SC56 - ABS control unit with EDL	40 A
SC40 - Transfer box control unit	10 A	SC57 - Transfer box control unit	40 A
SC41 - Trailer detector control unit (Westfalia)	10 A		
SC42 - Garage door operation control unit, garage door opener warning lamp	5 A		
SC43 - Reversing light switch	5 A		
SC44 - Left and right washer jet heater element, operating unit to regulate suspension height	5 A		
SC45 - Vacant	5 A		
SC46 - Vacant			

Touareg**Fitting Locations****No. 202 / 8**

Fuses and relay locations in pre-fuse box, under driver seat

Fuses:

- SD1 - Left fuse holder 150 A
- SD2 - Right fuse holder 150 A
- SD3 - Right fuse holder 60 A
- SD4 - Electronics box, left fuse holder 60 A
- SD5 - Terminal 15 relay 60 A
- SD7 - Battery parallel circuit 250 A
- SD8 - E-box 150 A
- SD9 - Onboard supply control unit 5 A
- SD10 - Onboard supply control unit 10 A
- SD11 - Starter wiring diagnosis 5 A
- SD12 - Vacant
- SD13 - Adaptive suspension compressor motor 40 A
- SD14 - Vacant

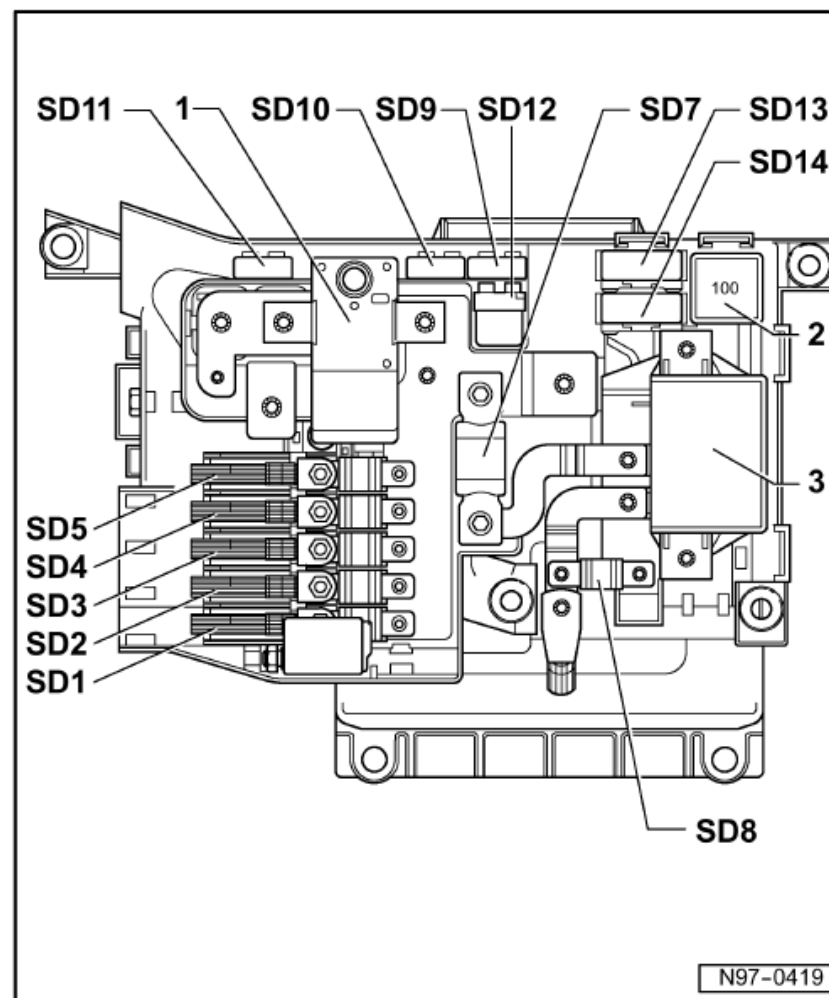


Touareg

Fitting Locations

No. 202 / 9**Relay positions:**

- 1 - Battery master/isolator switch - E74
- 2 - Terminal 15 voltage supply relay - J329 (100 or 433, according to the equipment)
- 3 - Second battery charging circuit relay - J713



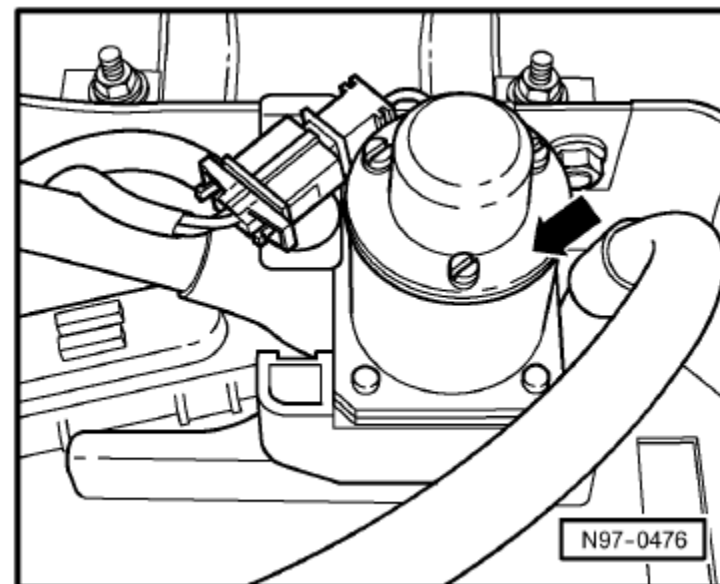
Touareg

Fitting Locations

No. 202 / 10

Battery parallel circuit relay - J581

Next to second battery in luggage compartment ⇒ -Arrow -



Touareg

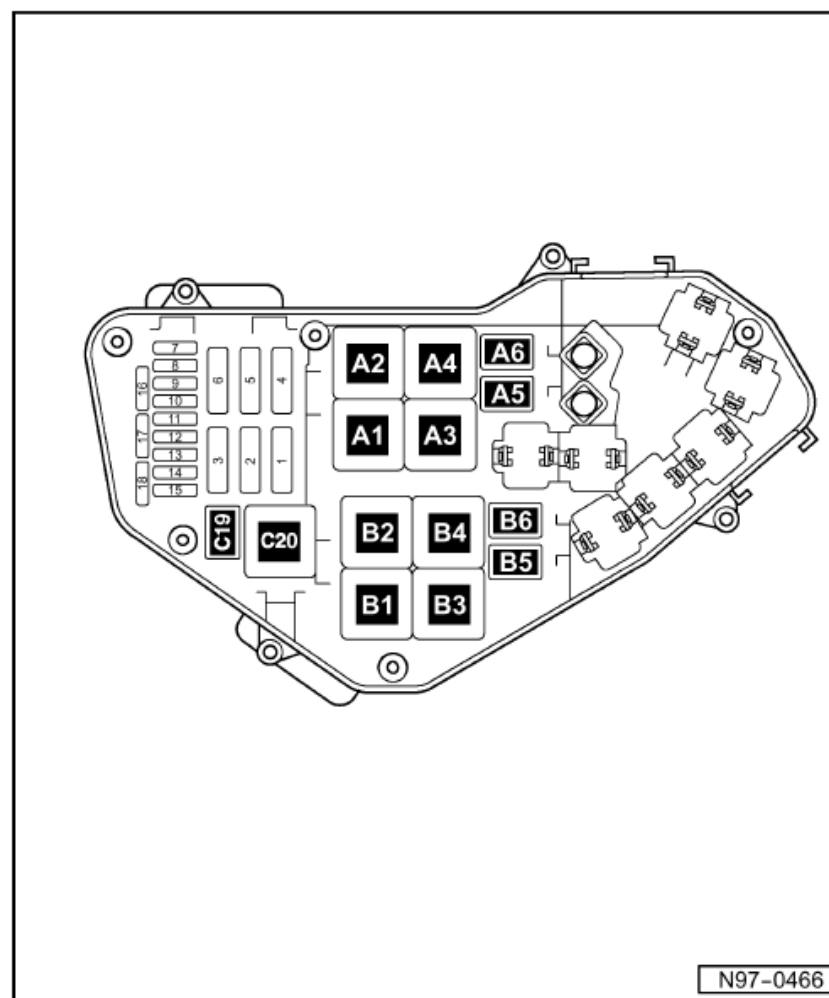
Fitting Locations

No. 202 / 11

Fuse assignment and relay locations in E-box, on left in plenum chamber, applies only to models fitted with 5.0 I (V10) TDI engine

Fuse colours

- 60 A - blue
- 50 A - red
- 40 A - orange
- 30 A - green
- 25 A - white
- 20 A - yellow
- 15 A - blue
- 10 A - red
- 7,5 A - brown
- 5 A - beige
- 3 A - purple



Touareg**Fitting Locations****No. 202 / 12****Fuses:**

S1	- Fan 1	60 A	S10	- Air conditioning system pressure switch, EGR valve, fuel pump relay, radiator fan (EC) control unit, radiator fan (DC) control unit -2-	10 A
S2	- Fan 2	30 A	S11	- Mapped engine cooling thermostat, air conditioning system compressor regulating valve, oil level/oil temperature sender, turbocharger control motors 1 and 2, variable intake manifold flap motors 1 and 2	15 A
S3	- Glow plugs 1	60 A *80 A	S12	- Glow plug relays 1 and 2, additional coolant pump, fuel cooling, CCS brake pedal switch	5 A
S4	- Glow plugs 2	60 A *80 A	S13	- Fuel pump 1	15 A
S5	- Vacant		S14	- Vacant	
S6	- Start relevant consumers, fuel pump, ignition system (only models with a second battery)	60 A	S15	- Terminal 30 voltage supply relay	10 A
S7	- Fuel cooling, additional coolant pump	10 A	S16	- Battery parallel circuit relay	10 A
S8	- Engine control unit 2	30 A	S17	- Lambda probe diesel 1 and 2	20 A
S9	- Engine control unit 1	30 A	S18	- Vacant	

* - from 01.2004

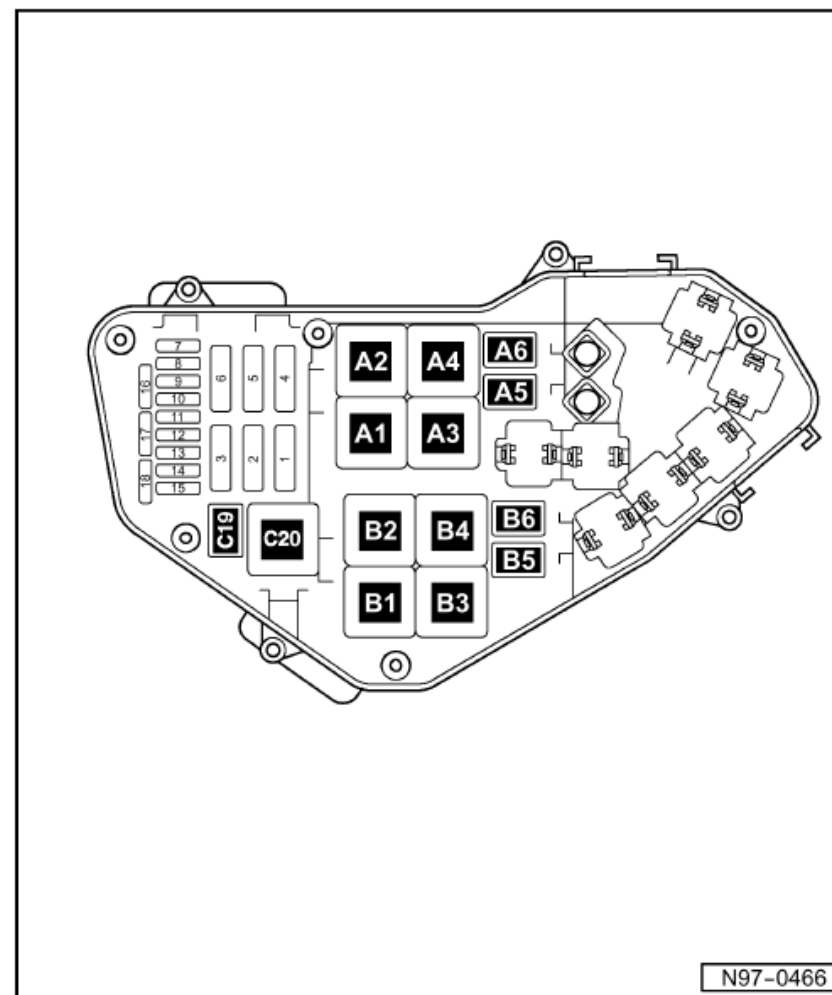
Touareg

Fitting Locations

No. 202 / 13

Relay positions:

- A1 - Terminal 30 voltage supply relay - J317 (207)
- A2 - Terminal 30 voltage supply relay -2- J689 (207)
- A3 - Vacant
- A4 - Glow plug relay -J52 (202)
- A5 - Additional coolant pump relay - J496 (404)
- A6 - Fuel cooling pump relay - J445 (404)
- B1 - Vacant
- B2 - Fuel pump relay - J17 (53)
- B3 - Glow plugs relay -2 - J495 (202)
- B4 - Terminal voltage supply relay 1 - J701 (100)



Touareg

Fitting Locations

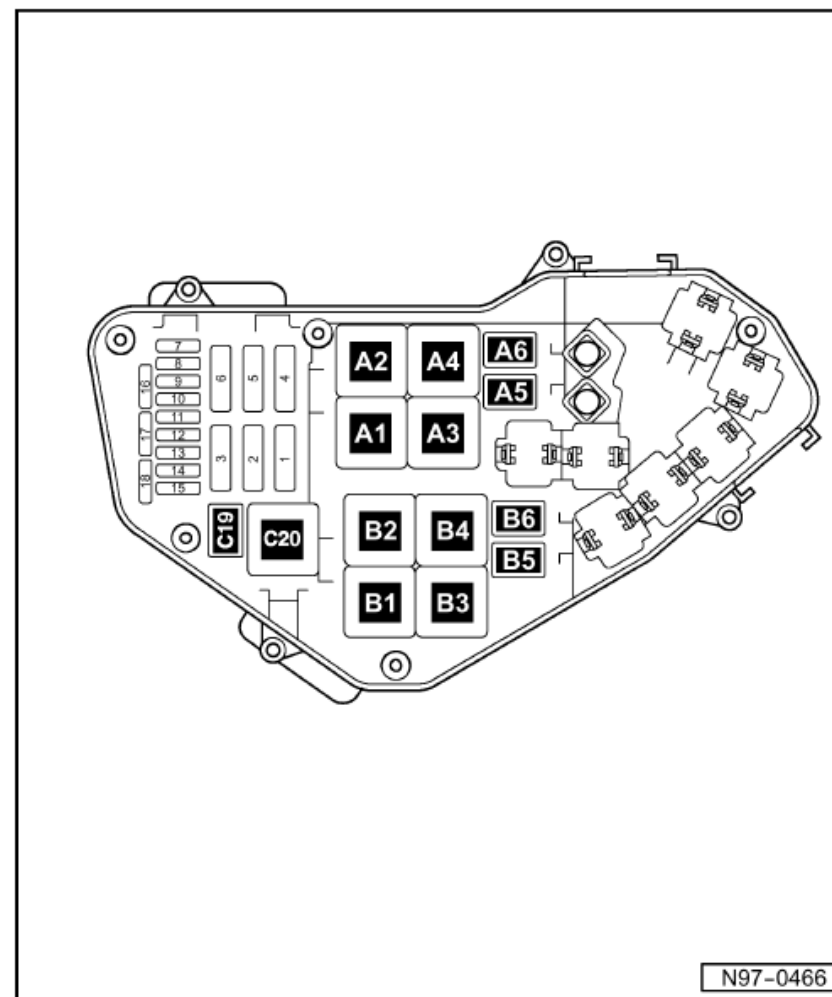
No. 202 / 14

B5 - Vacant

B6 - Vacant

C19 - Tank circuit pressurisation relay - J715 (404) only with auxiliary coolant heater

C20 - Terminal 50 voltage supply relay - J682 (433)



Touareg

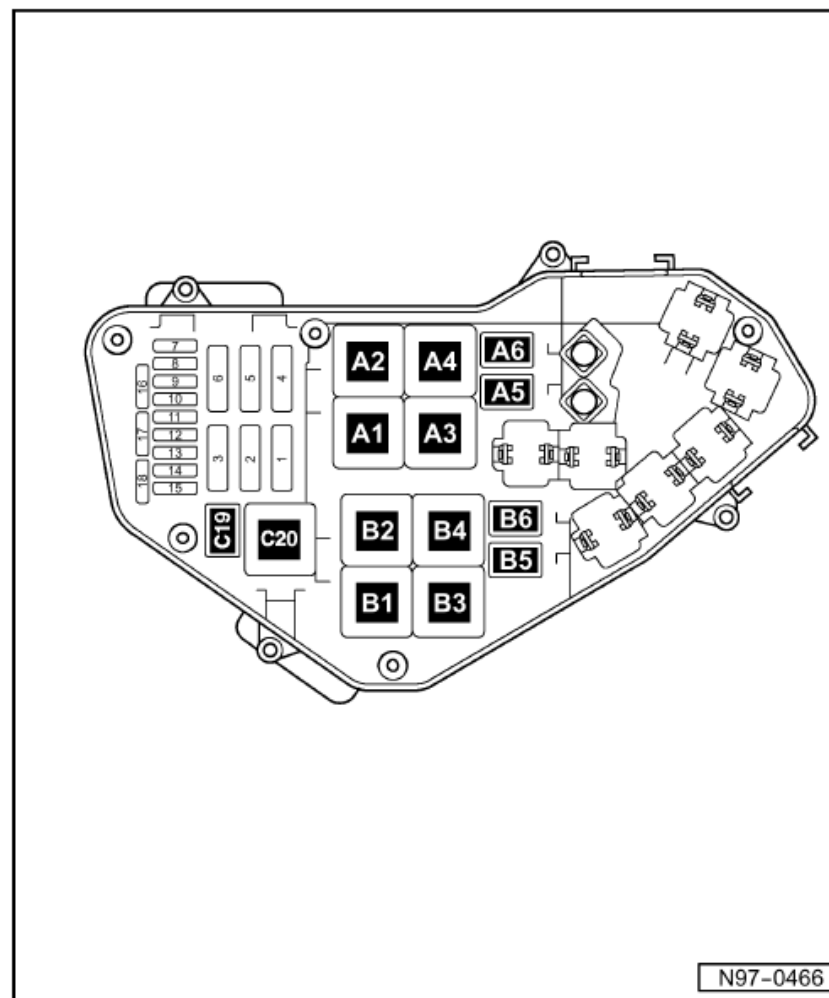
Fitting Locations

No. 202 / 15

Fuse assignment and relay locations in E-box, on left in plenum chamber, applies only to models fitted with 3.2 l (V6) petrol engine

Fuse colours

- 60 A - blue
- 50 A - red
- 40 A - orange
- 30 A - green
- 25 A - white
- 20 A - yellow
- 15 A - blue
- 10 A - red
- 7,5 A - brown
- 5 A - beige
- 3 A - purple



Touareg**Fitting Locations****No. 202 / 16****Fuses:**

S1	- Fan 1	60 A	S10	- Fuel tank leak diagnosis, air conditioning system high pressure sender, activated charcoal filter system valve, radiator fan control unit, radiator fan control unit -2-, brake servo relay	10 A
S2	- Fan 2	30 A	S11	- Oil level/oil temperature sender, air conditioning system compressor regulating valve, Climatronic control unit	15 A
S3	- Secondary air pump motor	40 A	S12	- Secondary air pump relay, run-on pump relay, additional coolant pump	5 A
S4	- Vacant		S13	- Fuel pump 2	15 A
S5	- Vacant		S14	- Fuel pump 1	15 A
S6	- Vacant		S15	- Motronic current supply relay 1 and 2	10 A
S7	- Ignition coils for cylinders 1-3, injectors for cylinders 1-3	20 A	S16	- Continued circulation of coolant pump, vacuum pump for brakes	30 A
S8	- Ignition coils for cylinders 4-6, injectors for cylinders 4-6	20 A	S17	- Lambda probes before catalytic converter	15 A
S9	- Engine control unit, variable camshaft timing valve, variable exhaust camshaft timing valve, variable intake manifold changeover valve	30 A	S18	- Lambda probes after catalytic converter	7,5 A

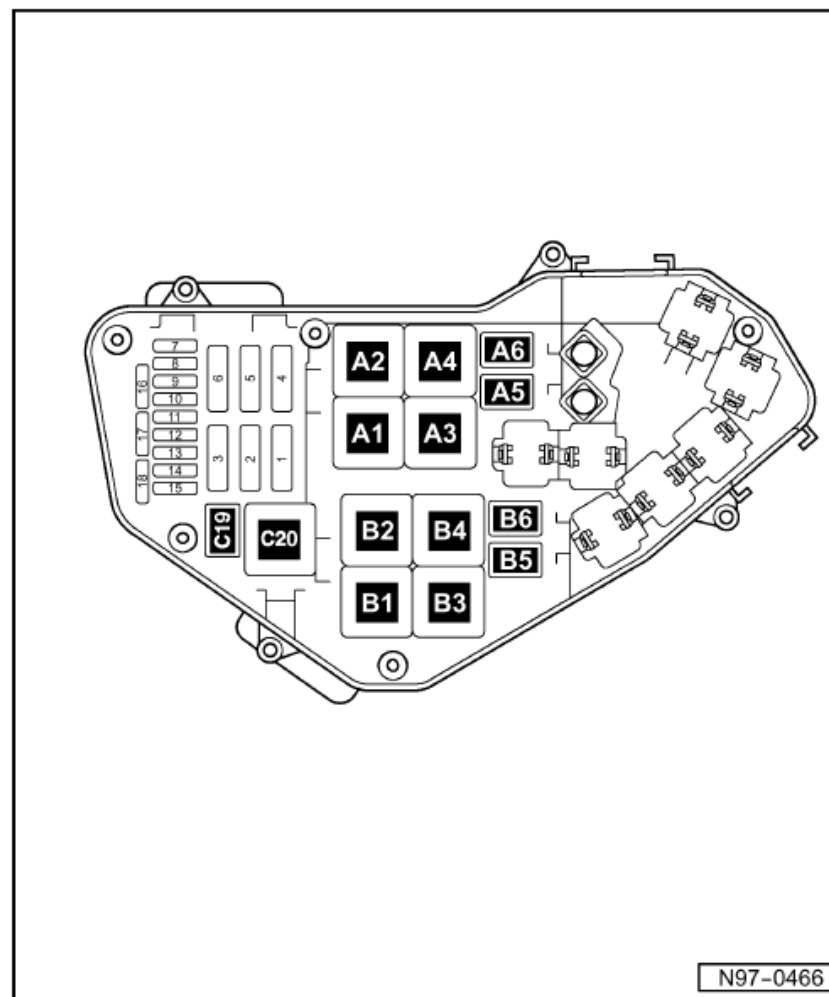
Touareg

Fitting Locations

No. 202 / 17

Relay positions:

- A1 - Motronic current supply relay 2 - J670 (53)
- A2 - Vacant
- A3 - Motronic current supply relay - J271 (167)
- A4 - Secondary air pump relay - J299 (100)
- A5 - Additional coolant pump relay - J496 (404)
- A6 - Fuel pump relay - J17 (404)
- B1 - Vacant
- B2 - Vacant
- B3 - Vacant
- B4 - Vacant



Touareg

Fitting Locations

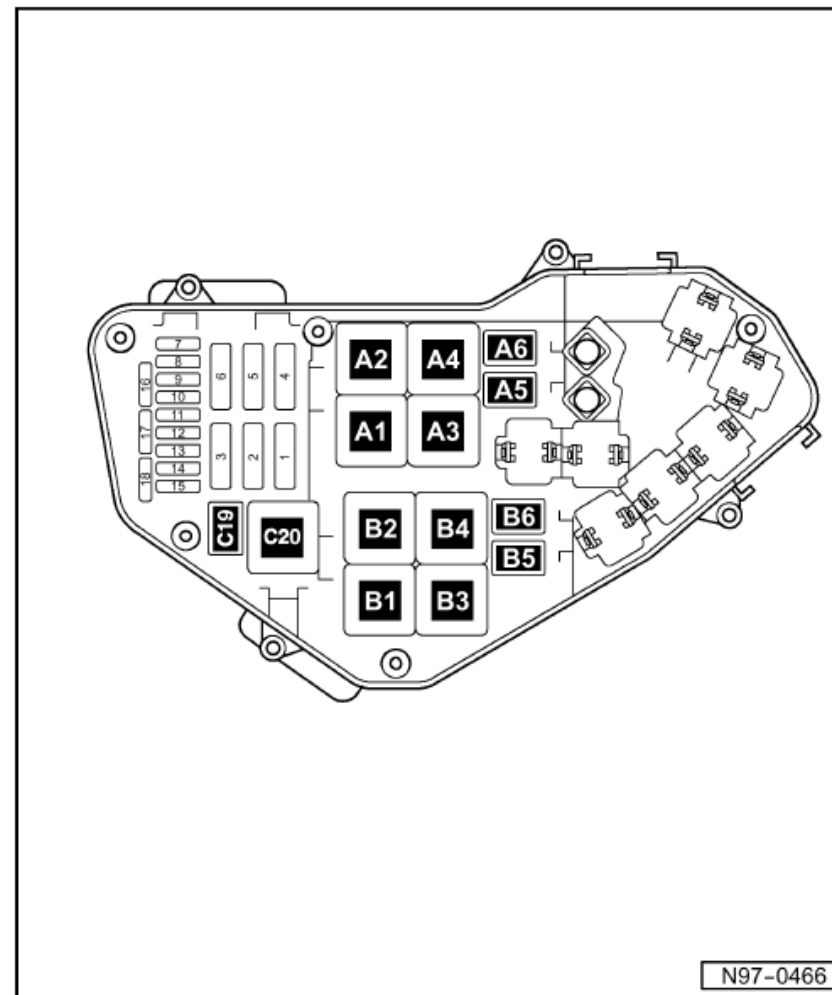
No. 202 / 18

B5 - Vacant

B6 - Brake servo relay- J569 (404) models with automatic gearbox only

C19 - Electric fuel pump 2 relay - J49 (404)

C20 - Terminal 50 voltage supply relay - J682 (433)



Touareg

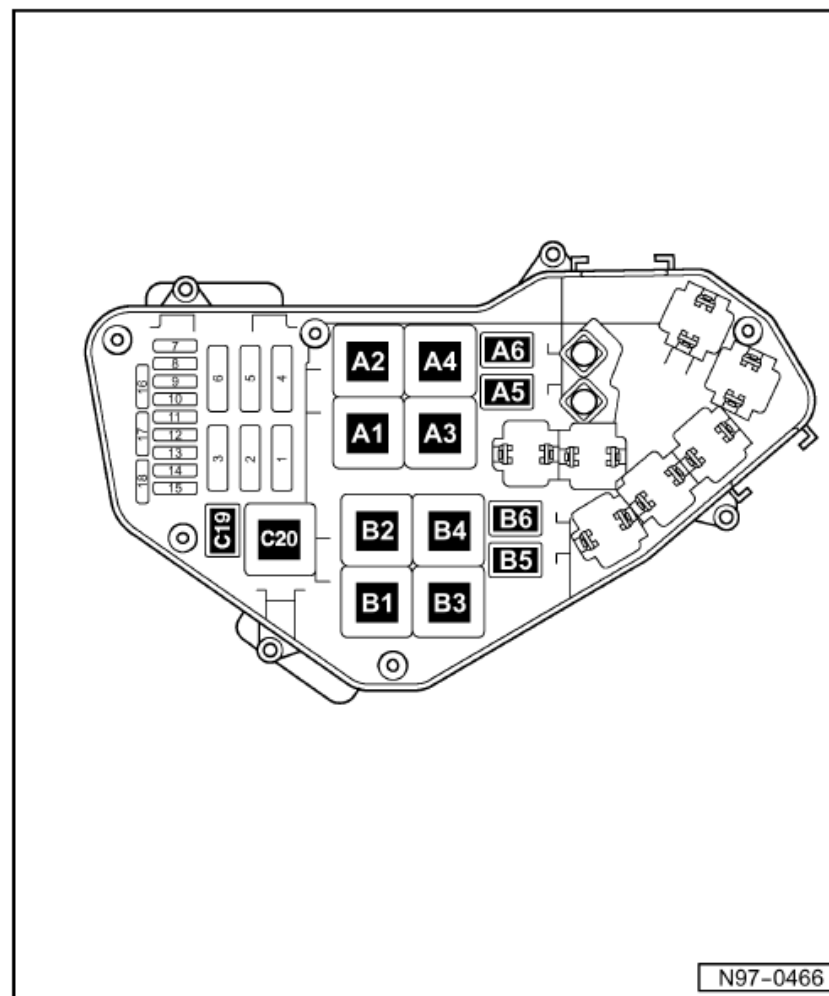
Fitting Locations

No. 202 / 19

Fuse assignment and relay locations in E-box, on left in plenum chamber, applies only to models fitted with 4.2 l (V8) petrol engine

Fuse colours

- 60 A - blue
- 50 A - red
- 40 A - orange
- 30 A - green
- 25 A - white
- 20 A - yellow
- 15 A - blue
- 10 A - red
- 7,5 A - brown
- 5 A - beige
- 3 A - purple



Touareg

Fitting Locations

No. 202 / 20

Fuses:

S1	- Fan 1	60 A	S10	- Fuel tank leak diagnosis, air conditioning system high pressure sender, activated charcoal system filter solenoid valve 1, activated charcoal system filter solenoid valve 2, radiator fan control unit, radiator fan control unit 2, air conditioning system compressor regulating valve, Climatronic control unit, oil level/oil temperature sender	10 A
S2	- Fan 2	30 A	S11	- Secondary air inlet valve	15 A
S3	- Secondary air pump motor	40 A	S12	- Secondary air pump relay	5 A
S4	- Secondary air pump motor 2	40 A	S13	- Fuel pump 2	15 A
S5	- Vacant		S14	- Fuel pump 1	15 A
S6	- Vacant		S15	- Engine control unit, Motronic current supply relay, fuel pump relay, electric fuel pump 2 relay	10 A
S7	- Ignition coils with final output stages for cylinders 1-8	20 A	S16	- Brake servo relay, vacuum pump for brakes, continued coolant circulation relay, water pump, circulation pump (with auxiliary coolant heater only)	30 A
S8	- Injectors cylinders 1 - 8	20 A	S17	- Cylinder bank 1 lambda probe before catalytic converter, cylinder bank 2 lambda probe II before catalytic converter	15 A
S9	- Engine control unit, variable camshaft timing valve -1-, variable camshaft timing valve -2-, variable intake manifold change-over valve, variable intake manifold change-over valve -2-	30 A	S18	- Lambda probe after catalytic converter, cylinder bank 1, lambda probe II after catalytic converter, cylinder bank 2	7,5 A

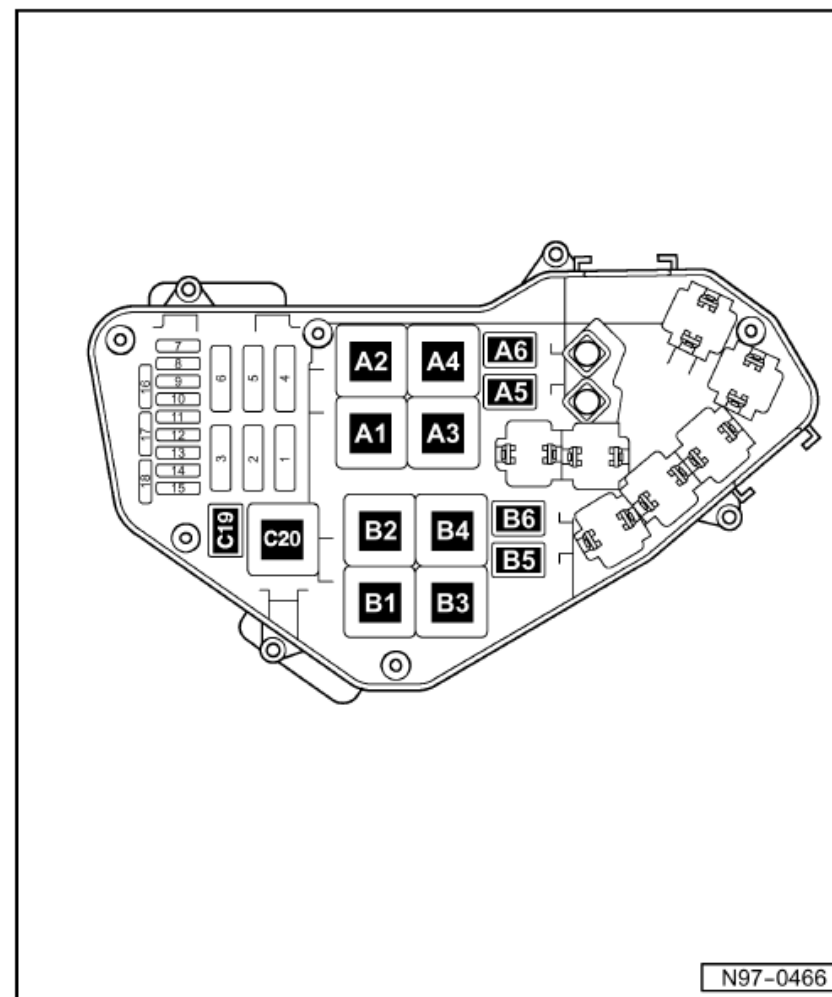
Touareg

Fitting Locations

No. 202 / 21

Relay positions:

- A1 - Vacant
- A2 - Vacant
- A3 - Motronic current supply relay - J271 (614)
- A4 - Secondary air pump relay - J299 (100)
- A5 - Additional coolant pump relay - J496 (404)
- A6 - Electric fuel pump 2 relay - J49 (404)
- B1 - Vacant
- B2 - Vacant
- B3 - Vacant
- B4 - Vacant
- B5 - Vacant
- B6 - Brake servo relay - J569 (404)



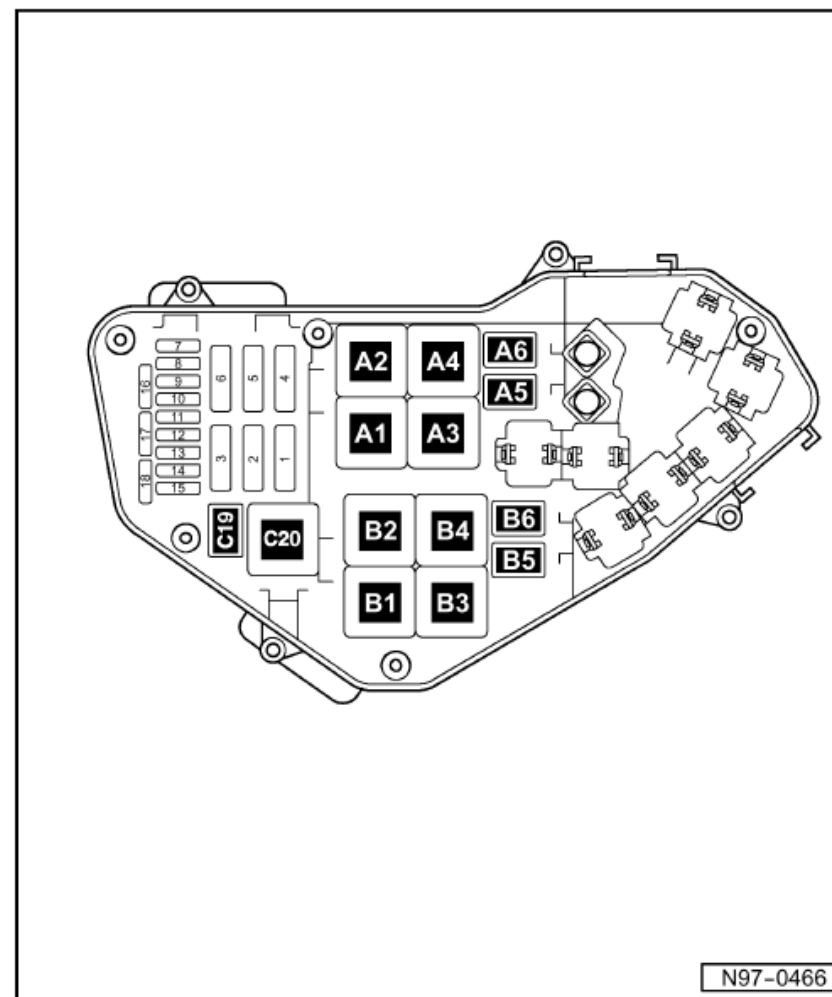
Touareg

Fitting Locations

No. 202 / 22

C19 - Fuel pump relay - J17 (404)

C20 - Terminal 50 voltage supply relay - J682 (433)



Touareg

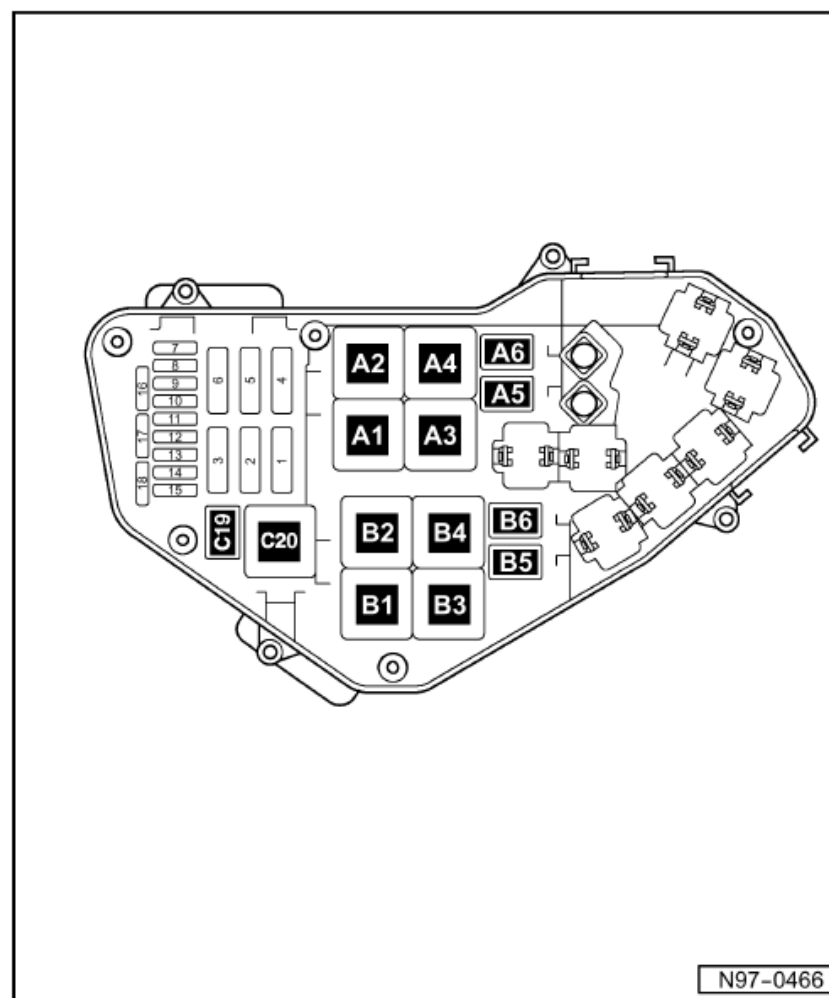
Fitting Locations

No. 202 / 23

Fuse assignment and relay locations in E-box, on left in plenum chamber, applies only to models fitted with 2.5 l (R5) diesel engine

Fuse colours

- 60 A - blue
- 50 A - red
- 40 A - orange
- 30 A - green
- 25 A - white
- 20 A - yellow
- 15 A - blue
- 10 A - red
- 7,5 A - brown
- 5 A - beige
- 3 A - purple



Touareg**Fitting Locations****No. 202 / 24****Fuses:**

S1 - Fan 1	60 A	S10	- Exhaust gas recirculation valve, charge air pressure control solenoid valve, crankcase breather heater element, air conditioning system high pressure valve, air conditioning system compressor regulating valve, fuel pump relay, radiator fan control unit, radiator fan control unit -2-, Climatronic/Climatic control unit, coolant continued circulation relay, fuel cooling pump relay, intake manifold change-over valve, exhaust gas recirculation **	10 A
S2 - Fan 2	30 A	S11	- Oil level and oil temperature sender	15 A
S3 - Glow plug 1-5	60 A *80 A	S12	- Glow plug relay, continued coolant circulation relay, brake pedal switch	5 A
S4 - Vacant		S13	- Fuel pump (pre-supply pump), fuel pump, tank circuit pressurisation relay, fuel cooling pump	25 A
S5 - Vacant		S14	- Vacant	
S6 - Vacant		S15	- Vacant	
S7 - Vacant		S16	- Vacant	
S8 - Vacant		S17	- Vacant	
S9 - Engine control unit	30 A	S18	- Vacant	

* - from 03.2003

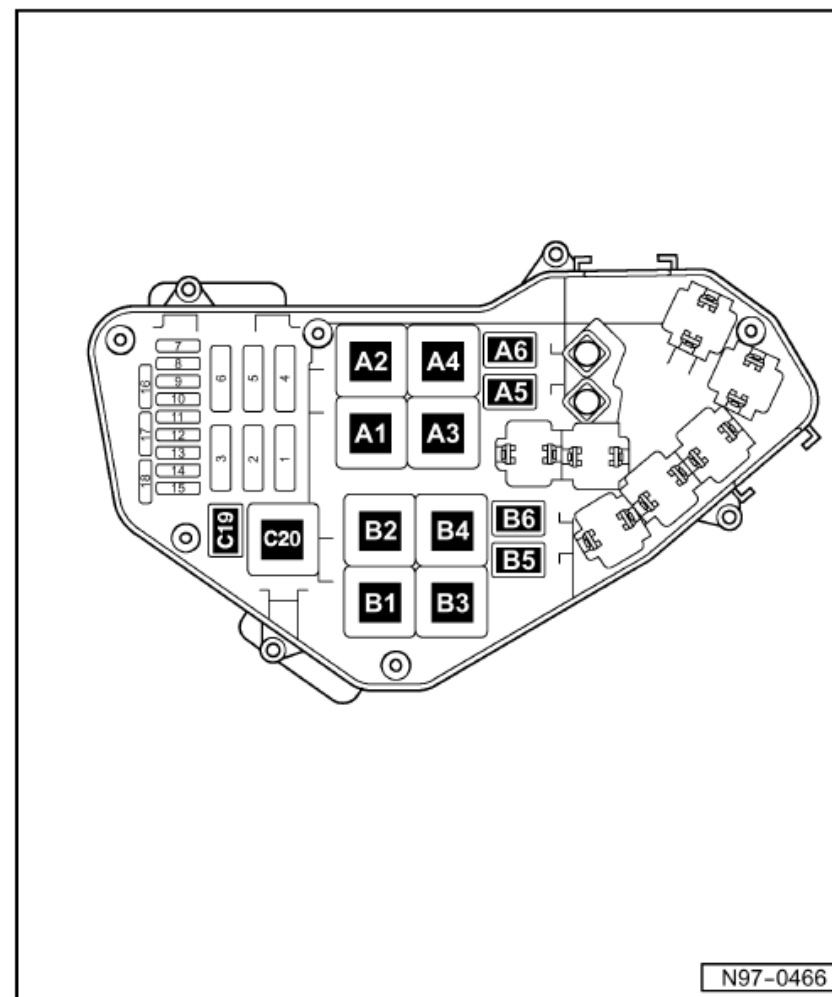
** - models with automatic gearbox only

Touareg

Fitting Locations

No. 202 / 25**Relay positions:**

- A1 - Fuel pump relay - J17 (53)**
- A2 - Terminal 30 voltage supply relay - J317 (109)**
- A3 - Vacant**
- A4 - Glow plug relay -J52 (103)**
- A5 - Additional coolant pump relay - J496 (404)**
- A6 - Fuel cooling pump relay - J445 (404)**
- B1 - Vacant**
- B2 - Vacant**
- B3 - Vacant**
- B4 - Vacant**
- B5 - Vacant**
- B6 - Vacant**



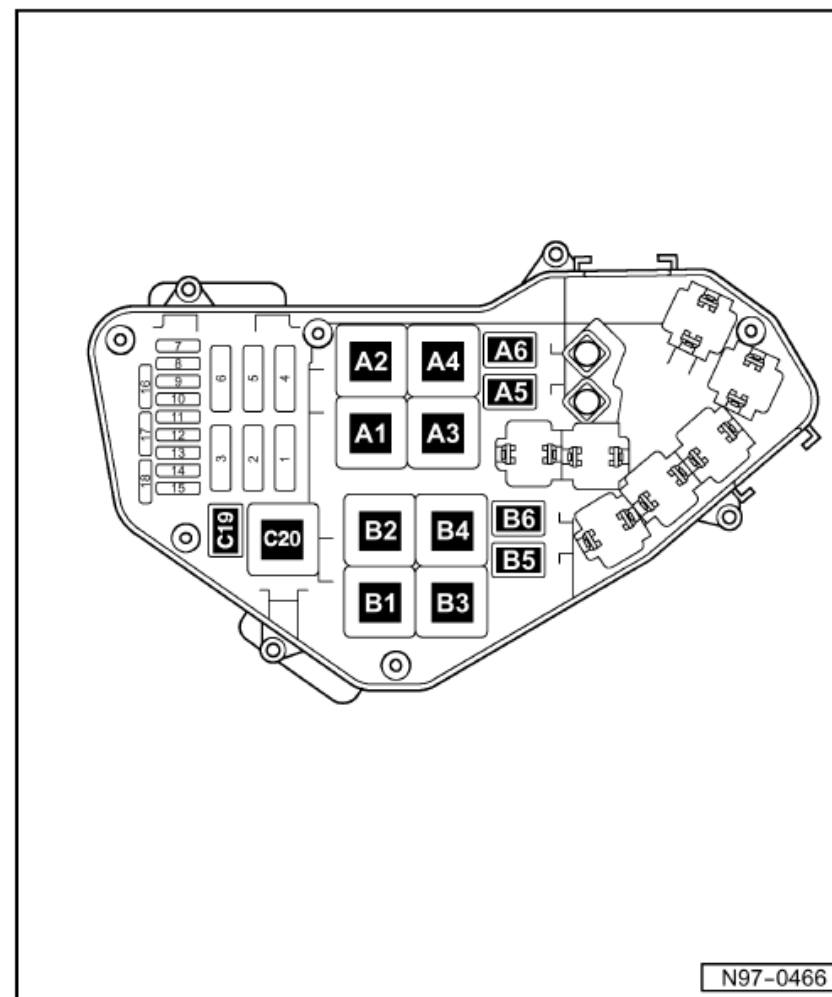
Touareg

Fitting Locations

No. 202 / 26

C19 - Tank circuit pressurisation relay - J715 (404) only with auxiliary coolant heater

C20 - Terminal 50 voltage supply relay - J682 (433)



Touareg

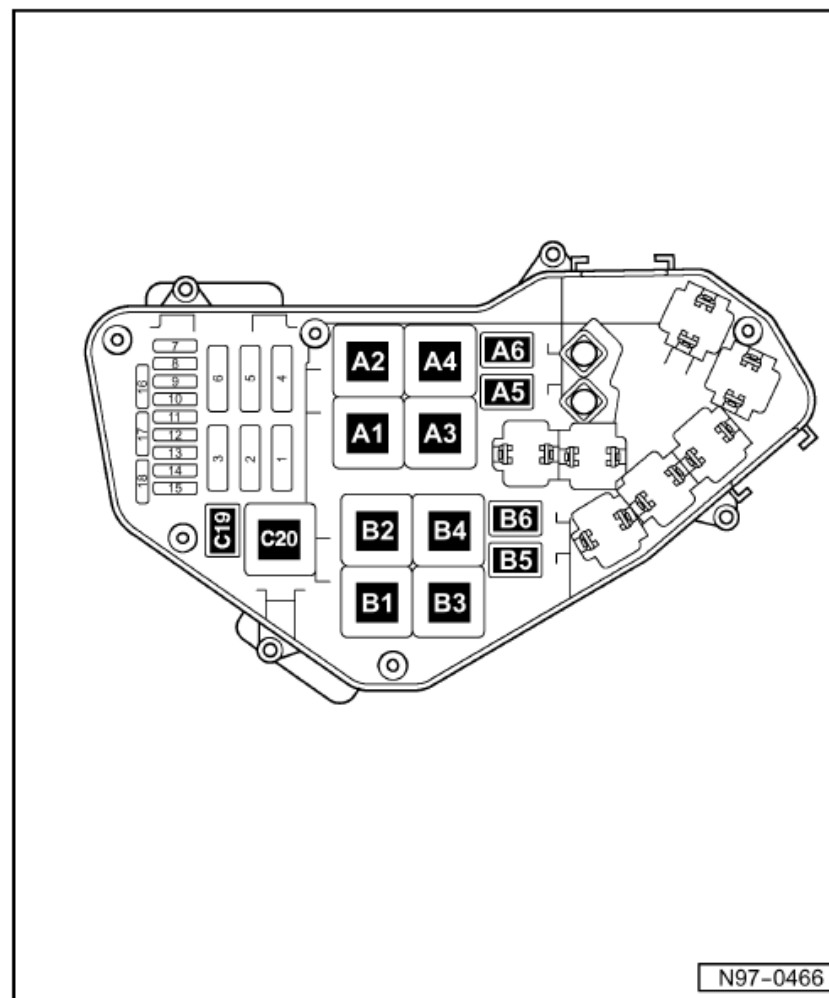
Fitting Locations

No. 202 / 27

Fuse assignment and relay locations in E-box, on left in plenum chamber, applies only to models fitted with 3.0 l (V6) diesel engine

Fuse colours

- 60 A - blue
- 50 A - red
- 40 A - orange
- 30 A - green
- 25 A - white
- 20 A - yellow
- 15 A - blue
- 10 A - red
- 7,5 A - brown
- 5 A - beige
- 3 A - purple



Touareg

Fitting Locations

No. 202 / 28**Fuses:**

S1	- Radiator fan	60 A	S10	- Automatic glow period control unit, exhaust gas recirculation valve, exhaust gas recirculation cooler change-over valve, intake manifold flap motor, intake manifold flap 2 motor, throttle valve module, turbocharger 1 control unit, air conditioner compressor regulating valve, additional coolant pump relay, air conditioning system control unit, Climatronic control unit, radiator fan control unit, radiator fan control unit 2, high pressure sender, variable intake manifold change-over valve, fuel pump relay	10 A
S2	- Radiator fan 2	30 A	S11	- Oil level and oil temperature sender	15 A
S3	- Glow plug 1-6	60 A	S12	- Brake pedal switch	5 A
S4	- Vacant		S13	- Tank circuit pressurisation relay, fuel system pressurisation pump, fuel pump, circulation pump	25 A
S5	- Vacant		S14	- Vacant	
S6	- Vacant		S15	- Terminal 30 voltage supply relay	10 A
S7	- Fuel pressure regulating valve, fuel metering valve, water pump	15 A	S16	- Vacant	
S8	- Vacant		S17	- Lambda probe	20 A
S9	- Diesel direct injection system control unit	30 A	S18	- Vacant	

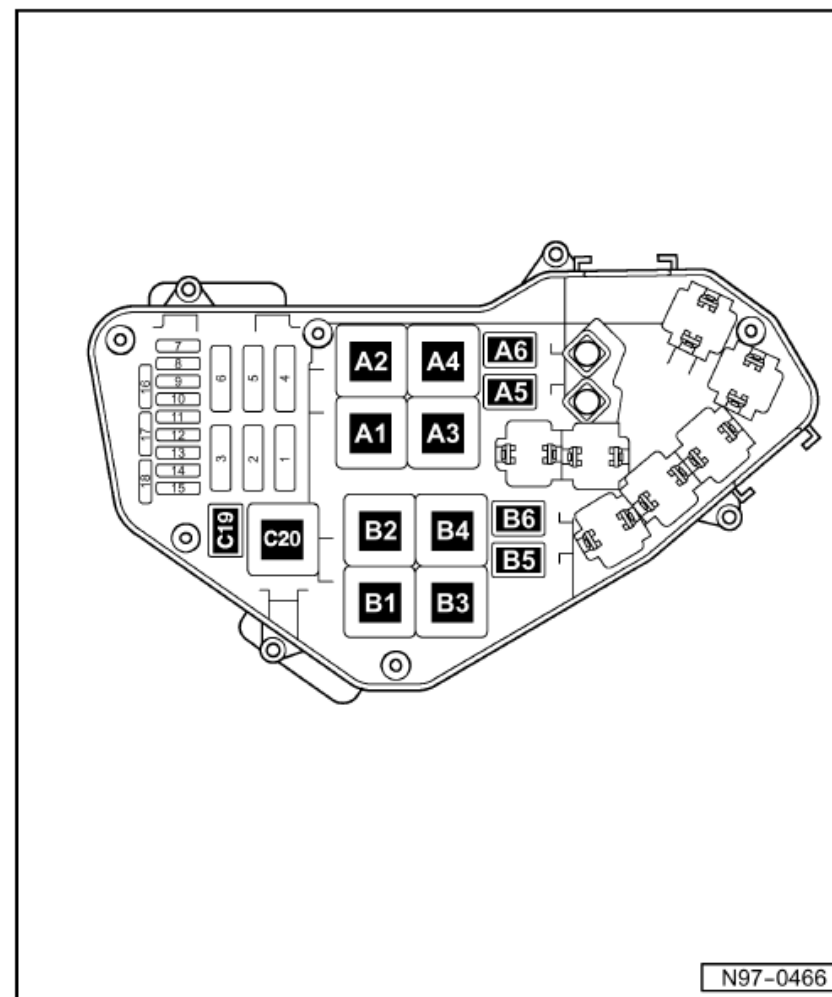
Touareg

Fitting Locations

No. 202 / 29

Relay positions:

- A1 - Vacant
- A2 - Terminal 30 voltage supply relay - J317 (219)
- A3 - Automatic glow period control unit - J179 (639)
- A4 - Vacant
- A5 - Additional coolant pump relay - J496 (404)
- A6 - Vacant
- B1 - Vacant
- B2 - Fuel pump relay - J17 (53)
- B3 - Vacant
- B4 - Vacant
- B5 - Vacant
- B6 - Vacant



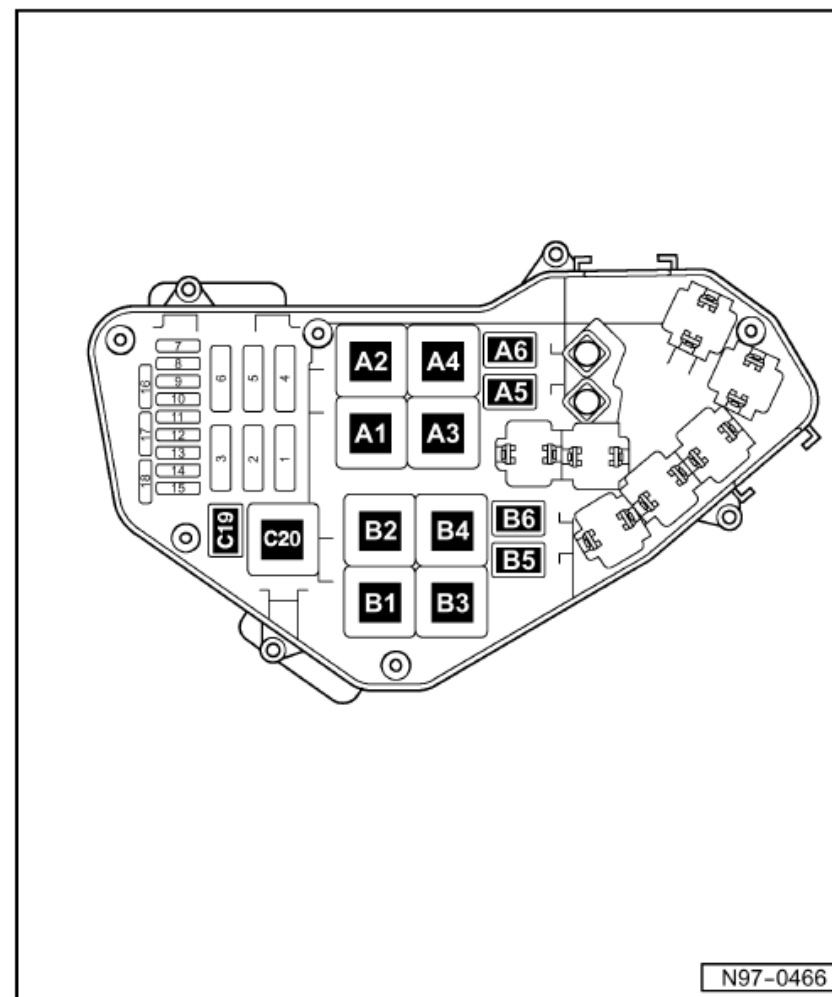
Touareg

Fitting Locations

No. 202 / 30

C19 - Tank circuit pressurisation relay - J715 (404) only with auxiliary coolant heater

C20 - Terminal 50 voltage supply relay - J682 (433)



Touareg

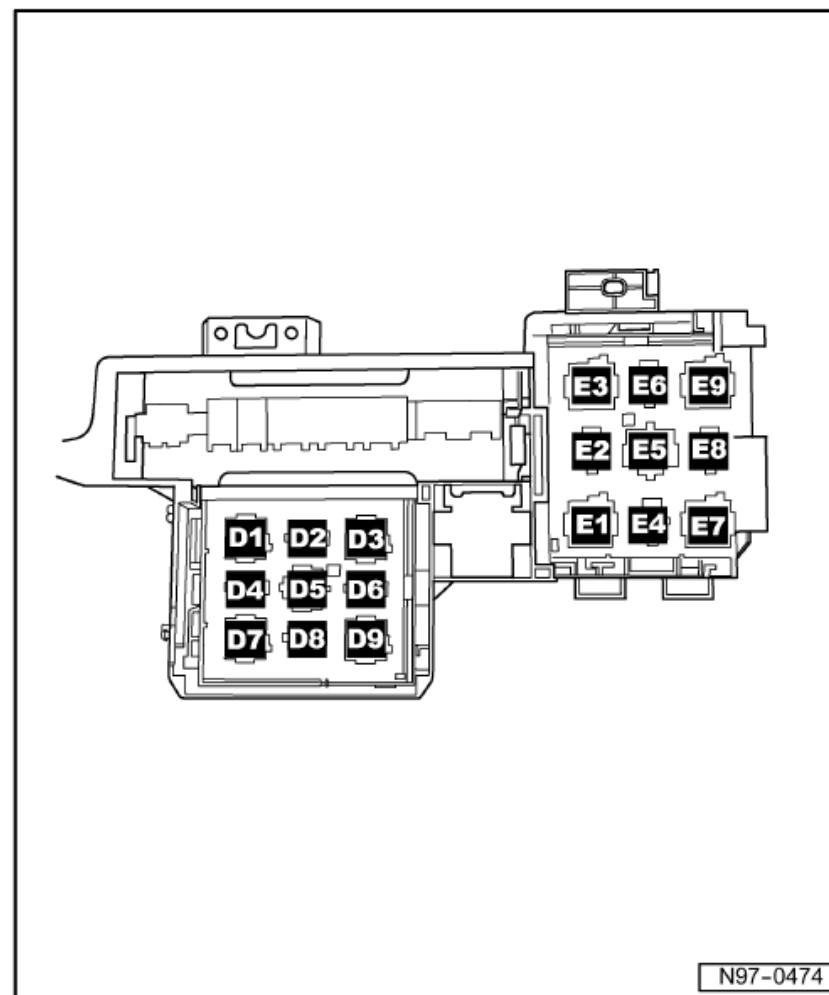
Fitting Locations

No. 202 / 31

Relay locations for E-box on left under dash panel near centre console

Relay positions:

- D1 - Servotronic control unit - J236 (463)
- D2 - Power latching system relay - J714 (404)
- D3 - Adaptive suspension compressor relay - J403 (214)
- D4 - Vacant
- D5 - Terminal 15 voltage supply relay - J329 (433)
- D6 - Fresh air blower 2nd speed relay - J486 (404) only models with a manually operated air conditioning system
- D7 - Heated rear window relay - J9 (53)
- D8 - Heated seat relay - J83 (404), up to 01.2003
- D9 - Brake light suppression relay - J508 (444)



Fitting Locations

Touareg

No. 202 / 32**Relay positions:**

- E1 - Solar cell isolation relay - J309 (79)**
- E2 - Spare wheel release relay - J732 (404)**
- E3 - Air conditioning system relay - J32 (53)**
- E4 - Circulation pump relay - J160 (404)**
- E5 - Start relevant consumers relay (432) - 5.0 l diesel engine only**
- E6 - Vacant**
- E7 - Headlight washer system relay - J39 (53)**
- E8 - Residual heat relay - J708 (404) 3.2 l and 4.2 l petrol engine**
- E9 - Vacant**

